United Nations Global Compact

SUSTAINABLE DEVELOPMENT GOALS

EUROPEAN PRIVATE SECTOR SDG STOCKTAKE 2026

Analyzing the contribution to the Sustainable Development Goals of UN Global Compact Participant Companies in Europe

TABLE OF CONTENTS

Executive Summary 3

Methodology 4

Key Findings & Recommendations **5**

European And National Perspectives On Environment, Social And Governance Issues **13**

Country Scores **24**

Appendix - Correlation table between the Communication on Progress questions and the SDGs 65

Publication Director

Nils Pedersen (UNGC Network France)

Global Compact Network France

Coordination of the study and publication, analyses and redaction

Hadrien Kleiman, Olivier Gil (UNGC Network France)

Contributions

European Country Networks: Elena Mateeva (Bulgaria), Valentina del Magro (Italy), Inka Hyytiäinen, Linda Piirto (Finland), Louisa Gille, Karen Berger (Germany), Erin Sharpe (United Kingdom), Güzin Öztürk, Aykan Gürcü (Türkiye).

Newcastle University, UK: Graham Long, Noemi Sinkovics.

Newcastle University

EXECUTIVE SUMMARY

There are now only 4 years left until the 2030 Agenda deadline, with the United Nations estimating that only 35% of SDG targets are on track or making modest gains. Following a first edition of the European private sector SDG Stocktake conducted in 2024, focusing on SDGs knowledge and broad integration of sustainability, it was now essential to have a better understanding of the extent to which UNGC participant companies in Europe contribute to the SDGs and identify how to enable progress. For this purpose, 136 sustainability data points from 5,793 UN Global Compact companies in Europe have been analyzed to calculate SDGs contribution scores.

- **UNGC companies from Europe have a tangible contribution to the sustainable development goals**, with a global average **contribution score of 58.2 out of 100**. Nevertheless, this contribution remains uneven among different SDGs, with higher contribution scores on goals related to social issues than on the ones related to environmental issues. **SDG 3 - Health and Well Being receives the highest contribution score (73.6)**, while SDG 13's score falls to 45.8. Anti-corruption measures are well integrated by companies in Europe, as shown by SDG 16's score (65.3).

- **The contribution scores by country show a degree of homogeneity in Europe**, with a standard deviation of only ± 2.9 points around the European average overall score. The highest overall contribution scores have been calculated for companies from **Greece (67.3), Türkiye (63.9) and Italy (62.8)**, as opposed to lower scores in Poland and Denmark (51.7) and Switzerland & Liechtenstein (54.6). This suggests that companies in Europe now operate within broadly shared sustainability frameworks, with similar levels of regulations and expectations.

- **European UNGC companies from the industry sector tend to have a deeper integration of environmental practices**, notably regarding climate change and circular economy, than companies from the services sector, suggesting that a more direct exposure creates stronger incentive for actions. In general, the study suggests that UNGC companies in Europe still have progress to make in taking operational actions such as reducing their GHG emissions and developing climate adaptation plans in order to contribute to SDG 13.

- **Multi-stakeholder and public-private partnerships are not widespread among UNGC companies in Europe**, as shown by a low contribution score on SDG 17 (22.1), but present a real opportunity for further progress and to drive a measurable impact in all sustainable development areas.

- The indicators used to calculate the contribution scores suggest that **most companies have now taken policy commitments and implemented internal prevention measures, but it remains difficult for most to translate these commitments into operational actions** with a deeper impact, particularly for SMEs which account for 56% of the responding companies. Employee training on sustainability also remains an area where progress is needed, given that its wide-scale implementation is essential to the implementation of the SDGs.

Based on these findings, the European Global Compact Country Networks who contributed to this study issue four recommendations to the European private sector:

- **Increase progress measurement in all sustainability areas**
- **Adaptation to climate change should become a priority for all sectors**
- **Engage in more multi-stakeholder and public-private partnerships**
- **Increase sustainability training opportunities for all employees and suppliers**

METHODOLOGY

The study has been conducted using 136 data points from the 2025 Communication on Progress (CoP) of United Nations Global Compact participant companies.

The purpose of this study is to estimate how companies in Europe that participate in the UN Global Compact contribute to the Sustainable Development Goals, and what the extent of this contribution is.

In total, the data from 5,793 companies has been analyzed, across 21 European countries in which the UN Global Compact has a Country Network: Austria, Bulgaria, Croatia, Denmark, Finland, France, Germany, Greece, Ireland, Italy, Netherlands, Norway, Poland, Portugal, Serbia, Spain, Sweden, Switzerland & Liechtenstein*, Türkiye, United Kingdom.

**Both countries are part of the same UNGC Country Network*

The study was also carried out with the support of two researchers from Newcastle University (United Kingdom) on the methodological aspects.

The different CoP indicators have been associated with SDGs targets, using the Global Reporting Initiative work as a starting base.

The CoP questionnaire does not provide indicators that would measure companies' contributions to SDG 1 - No Poverty, SDG 2 - Zero Hunger and SDG 11 - Sustainable Cities and Communities. Hence, these 3 Goals have been removed from the scope of the study. For the other 14 Goals, the CoP data allows us to measure contribution on at least one target.

To calculate the contribution score for each SDG target, the CoP indicators have been weighted and aggregated, 0 being the lowest, 100 being the highest.

The calculated score reflects the level of contribution to the SDGs made by European companies that are participant to the UN Global Compact, and not the extent to which the private sector as a whole in Europe has achieved these goals.

Please note that these results and reflections are the ones of the participating Country Networks, and not of the United Nations Global Compact.

Indicators weights

- % of companies with a policy commitment: **0.7**
- % of companies with a commitment aligned on international standards / applied to the value chain: **0.15**
- % of companies taking prevention measures: **1**
- % of companies monitoring progress: **1.1**
- % of companies taking operational actions / having no adverse impact or providing remedy: **1.2**

Statistical reliability of indicators

Each indicator represents a percentage of companies calculated from the national sample of respondents. The reliability of this estimate depends on sample size: a percentage based on a large number of companies is more robust than the same percentage derived from only a few respondents.

To reflect this uncertainty, a margin of error at the 95% confidence level is attached to each value. For instance, a rate of 45% observed across 1,300 companies carries a margin of error of around 3 points, compared with nearly 18 points when the same rate is based on 30 companies. As each indicator has a margin of error, the score for each target has its own inherent uncertainty, calculated by error propagation.

Each indicator is subject to a reliability test based on Eurostat's guidelines: a value is deemed reliable when each of the two response categories (TRUE or FALSE) is based on at least 10 enterprises and is flagged as unreliable if it falls below this threshold or is very close to 0% or 100%. The tables on page 7 and in the appendix show, for each country, target and objective, the proportion of underlying indicators that pass this test, so that the reader can assess the robustness of each country's score.

This approach distinguishes robust results from fragile estimates without excluding the latter from the analysis, ensuring transparent reading of the confidence attached to each figure.

KEY FINDINGS & RECOMMENDATIONS

Contribution from European UNGC companies on SDGs is tangible, but remains uneven.

One of the first key takeaways of this study is that, overall, the European UNGC participant companies tend to have a meaningful level of contribution to the Sustainable Development Goals.

The calculated overall **average SDGs contribution score of all participating European companies reaches 58.2 out of 100**. This score reflects the aggregated indicators for all analyzed SDGs, and all countries within the scope of the study.

While the overall European contribution score shows that participating companies have, in general, well integrated sustainability practices into their business model, **individual scores for each goal show that contribution remains quite uneven.**

SDG 17 - Partnerships for the Goals is a clear outlier, with a contribution score of 22.1, revealing that companies still have a low incentive to engage in multi-stakeholder partnerships, notably public-private.

Besides SDG 17, the results show that there are significant differences in the level of contribution on the other analyzed Goals. The difference between the highest contribution score (on SDG 3) and the lowest score among the remaining goals (SDG 13) is 27.8 points.

SDGS CONTRIBUTION SCORES OF EUROPEAN UNGC COMPANIES

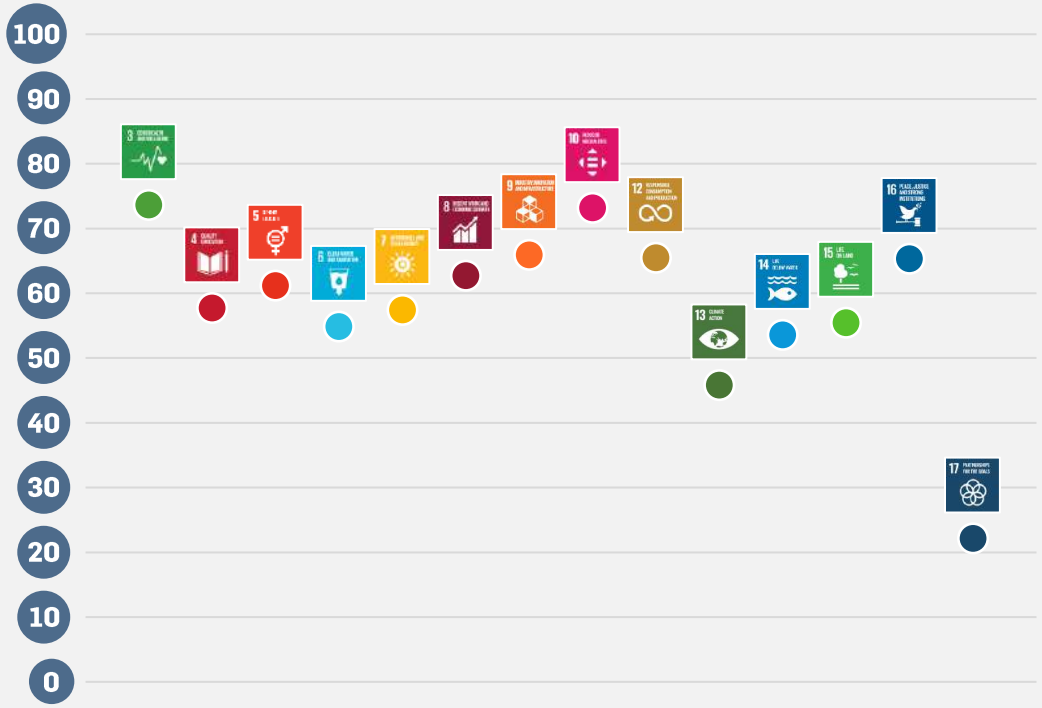

Contribution from European UNGC companies on SDGs is tangible, but remains uneven.

These differences in the level of contribution to the SDGs tend to follow the same patterns for companies in all the assessed countries.

Individual SDG contribution scores in each analyzed country reveal that **SDG 3 and SDG 10 are almost systematically among the top 5 goals** to which companies contribute the most. Conversely, **SDG 13 consistently ranks 12th or 13th out of 14 in every country**, and SDG 14 is likewise frequently among the lowest scoring Goals.

Excluding SDG 17, **SDGs contribution scores in European countries rarely fall below 40**, which shows a common foundation of corporate sustainable development practices. Even on SDGs that have a lower contribution score, such as SDG 13, the indicators demonstrate that UNGC companies in all assessed European countries usually have a tangible level of commitment through policy engagement and prevention measures. However, a stronger integration of operational actions with measurable outcomes would be necessary to increase the contribution to these Goals.

On the other hand, **scores rising above 80 are equally rare**, indicating that there is also a common ceiling. This limitation can be explained by the high proportion, across all the included countries, of SMEs, which currently face fewer regulatory obligations, and service sector companies, which have a lower materiality on some issues.

	3	4	5	6	7	8	9	10	12	13	14	15	16	17	*Reliability %*
Austria	71.9	58.0	57.9	50.9	60.9	66.3	66.6	72.0	65.6	48.9	50.8	56.4	65.4	20.2	*86%*
Bulgaria	63.9	46.2	58.9	63.2	49.2	59.3	72.0	61.5	64.0	43.1	44.5	50.5	75.5	26.1	*19%*
Croatia	72.2	55.1	64.3	63.1	55.4	61.3	70.7	71.3	68.6	47.0	63.3	69.9	68.5	26.1	*11%*
Denmark	68.2	45.6	52.8	49.9	51.4	56.8	57.1	62.8	60.2	38.8	51.7	57.1	56.4	15.6	*92%*
Finland	83.6	54.7	60.8	55.6	59.0	64.5	60.9	72.7	63.4	49.2	52.2	59.2	62.5	29.4	*86%*
France	76.8	58.1	64.8	49.3	55.6	64.5	58.7	76.1	65.4	45.9	49.0	49.5	67.0	24.2	*96%*
Germany	69.3	60.6	54.6	56.1	58.2	60.7	68.6	67.9	61.4	45.7	50.8	57.3	60.1	17.7	*91%*
Greece	76.1	70.1	62.8	65.6	64.2	69.5	82.5	78.8	78.1	52.9	70.2	62.2	80.1	29.1	*67%*
Ireland	69.9	59.1	55.6	53.8	64.6	52.6	72.6	73.7	72.8	50.5	59.8	56.4	76.9	36.0	*34%*
Italy	81.0	62.7	64.5	59.7	61.3	69.3	75.8	79.0	66.5	46.6	54.7	60.6	73.6	23.5	*87%*
Netherlands	76.6	52.6	56.0	52.2	59.8	63.6	65.5	70.3	62.0	47.3	53.1	45.8	65.2	28.2	*85%*
Norway	77.8	48.2	59.4	50.6	47.9	65.8	60.8	72.2	61.7	39.0	58.5	59.0	67.0	23.4	*88%*
Poland	55.4	55.4	55.1	54.4	48.5	52.4	64.6	64.9	58.2	38.0	49.9	48.4	60.8	17.5	*82%*
Portugal	74.2	52.9	63.2	63.4	59.1	62.6	72.4	71.1	71.0	45.5	60.3	64.6	73.3	29.0	*85%*
Serbia	75.9	48.2	61.1	60.0	51.9	58.1	69.3	66.2	72.7	38.3	67.7	65.1	59.8	27.5	*0%*
Spain	73.8	55.7	64.6	57.8	56.7	60.2	71.5	74.8	69.4	42.0	58.7	54.8	58.3	16.7	*88%*
Sweden	77.4	56.6	66.1	54.5	60.6	67.6	64.1	77.2	65.7	50.7	52.6	56.6	67.9	25.2	*90%*
Switzerland & Liechtenstein	67.7	54.2	52.1	52.9	54.3	59.9	62.1	66.0	61.4	42.4	51.0	58.4	63.4	18.6	*92%*
Türkiye	71.3	65.4	63.1	66.8	60.8	66.7	77.6	76.0	73.3	51.5	59.9	65.2	71.1	25.6	*86%*
United Kingdom	68.3	64.2	59.3	55.0	63.3	59.9	64.1	73.5	63.1	53.3	53.8	57.4	75.0	28.5	*86%*
Europe	73.6	57.7	61.2	54.8	57.4	62.7	65.9	73.1	65.4	45.8	53.6	55.5	65.3	22.1	*92%*

Contribution is homogeneous among UNGC companies in Europe

The average contribution scores of all 14 analyzed SDGs show a relative homogeneity among participating companies from European countries, with a standard deviation of only 2.9 points around the European average of 58.2. The gap between the highest overall contribution score (from Greece) and the lowest (from Poland & Denmark) is 15.6 points, which is just above half of the 27.8 points difference between the overall scores for SDG 3 and SDG 13.

Participating companies from **Greece: 67.3** (with a margin of error of ± 3.7 points), **Türkiye: 63.9** (± 2.0) and **Italy: 62.8** (± 1.7) are the ones who have the **highest overall contribution score** on all 14 analyzed SDGs. On the other hand, the overall contribution score is lower in Poland: 51.7 (± 4.0), Denmark: 51.7 (± 1.9) and in Switzerland & Liechtenstein: 54.6 (± 2.5).

The results suggest that company contributions vary more according to the Goal being assessed than according to the country alone. **Companies across Europe operate within broadly shared sustainability frameworks and face many common expectations from regulators, investors, customers and other stakeholders, which may explain this homogeneity**.

The differences in contribution scores between countries may also partly be explained by differences in sectoral composition and company sizes.

At the same time, companies may find it easier to contribute to some SDGs than to others, depending on how closely a Goal relates to their core activities.

Overall SDGs contribution scores of UNGC companies in each European country

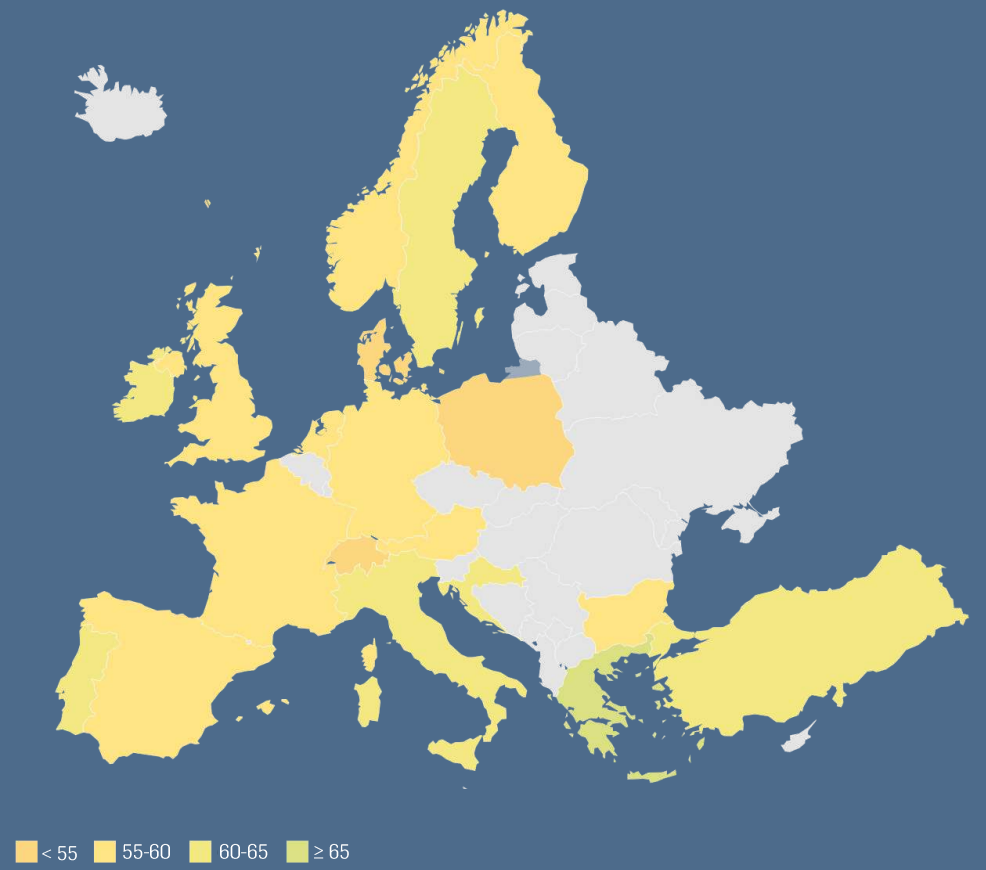

**average weighted by the number of respondents from each country.*

Companies' contribution is higher on SDGs related to social issues than the ones related to the environment. Anti-corruption is well integrated by UNGC companies in Europe.

On average, contributions from UNGC companies in Europe are higher on SDGs related to social issues. The gap, averaging 6.4 points, is consistent across all countries included in the study.

Participant companies from Greece and Türkiye make an exception, with scores above 65 points on both social and environment, and a narrower difference between the two (around 3.5 points).

SDGs related to corporate governance have a lower score on average, due to the particularly low score on SDG 17 - Partnerships. On the other hand, the study shows that European UNGC companies have well integrated anti-corruption practices, as shown by higher scores on SDG 16 (Target 16.5 on corruption).

Social regulation predates environmental regulation, both in Europe and worldwide. The International Labor Organization was created in 1919 and the Treaty of Rome established in 1957 the need to promote the improvement of the workforce's living and working conditions, and the principle of equal pay between male and female workers for the same work.

On the other hand, the structuration of environmental policies in Europe only fully emerged in the 1990s, following the Brundtland report in 1987 and the Rio Summit in 1992. The Maastricht Treaty signed in 1992 introduced the concept of "environmentally sustainable growth" within the missions of the European Community.

If all ESG issues are now well integrated into corporate regulations in Europe, the earlier integration of social policies may explain why European UNGC companies have a higher degree of contribution on SDGs related to social issues.

	Environment	Social	Governance
Austria	57.2	65.2	42.8
Bulgaria	55.2	58.0	50.8
Croatia	62.6	64.8	47.3
Denmark	52.3	57.2	36.0
Finland	57.1	67.2	45.9
France	53.4	68.1	45.6
Germany	56.9	62.6	38.9
Greece	68.0	71.4	54.6
Ireland	61.5	62.2	56.5
Italy	60.8	71.3	48.5
Netherlands	55.1	63.8	46.7
Norway	53.9	64.7	45.2
Poland	51.7	56.6	39.1
Portugal	62.3	64.8	51.2
Serbia	60.7	61.9	43.7
Spain	58.7	65.8	37.5
Sweden	57.9	69.0	46.5
Switzerland & Liechtenstein	54.6	60.0	41.0
Türkiye	65.0	68.5	48.3
United Kingdom	58.6	65.1	51.8
Europe	56.9	65.7	43.7

Contribution to the SDGs mainly relies on policy engagement and prevention measures

In general, participating companies tend to have a stronger degree of contribution to the SDGs through policy engagements, or by taking prevention measures such as internal and external training, capacity building, or audit processes. **However, commitments and prevention measures are not necessarily matched by a similar level of operational actions and progress monitoring.**

More than 70% of European UNGC companies have a policy commitment on climate change (SDG 13), and more than 75% take prevention measures. However, fewer than 30% have established a climate adaptation plan, or validated GHG emissions reduction targets.

The data also reveals that implementing such measures requires a higher degree of structuring and maturity regarding sustainable development. On average, only 17.3% of European UNGC SMEs have validated GHG targets, compared to 40.3% of companies over 250 employees.

Regarding progress tracking, the CoP data shows that companies who implement sustainability measures do not systematically monitor their efficiency. This is particularly apparent on human rights and labor issues, as only half of companies have measured their progress. While progress tracking is much more common when it comes to environmental issues, on average, about 20% of companies have not yet implemented it.

Relevant sustainability training or capacity building for employees is also not systematic among European UNGC companies. On average, 33% of European UNGC companies have provided such training on Human Rights and Labor issues, 39% on Environmental issues. The number is however significantly higher on average on anti-corruption (62%).

DIFFERENCE BETWEEN EUROPEAN UNGC COMPANIES' POLICY COMMITMENTS AND OPERATIONAL ACTIONS ON SUSTAINABILITY ISSUES

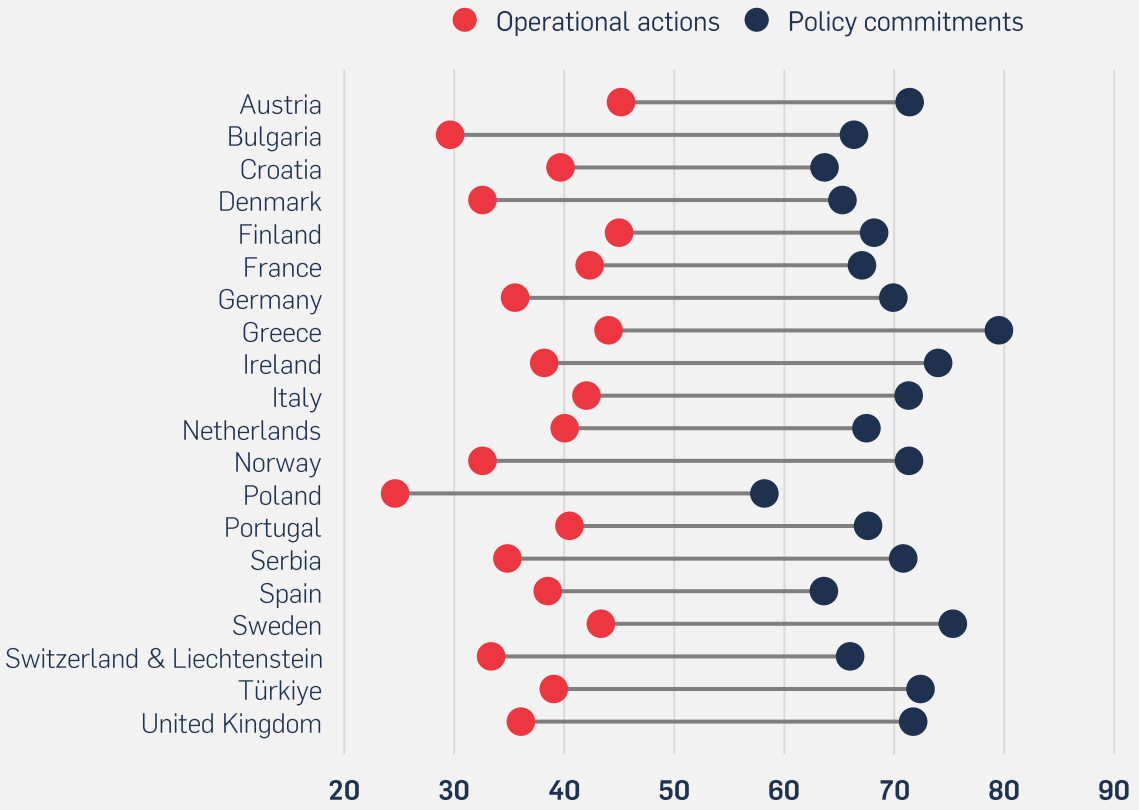

Public-private partnerships are not widespread among European UNGC companies

SDG 17 on partnerships is the goal on which the lowest contribution score from companies has been measured (22.1). SDG 17 has a particular nature, strongly oriented towards international cooperation and international mechanisms of implementation, with far less direct implications for the private sector. Companies' contribution could still be measured using target 17.16 on multistakeholder partnerships and 17.17 on public-private partnerships, relying on indicators related to companies' collaboration with governmental or regulatory bodies, or engagement in collective action with peers.

This significant difference in score with other goals can be explained by two different factors:

1. As opposed to the corporate integration of human rights, labor, environment and integrity considerations, **engaging in public-private partnerships remains fully voluntary**. There is no regulatory context to drive compliance, and far less incentive for corporate action towards public-private partnerships.

2. **Small and medium enterprises, which account for 56% of responding companies, have fewer opportunities, inclination, or resources to enter such partnerships.** This difference is well reflected when analyzing the difference in contributions from European UNGC SMEs and larger companies (over 250 employees) on SDG 17. On average, more than a third of companies above 250 employees have collaborated with government bodies or engaged in collective action on at least 1 environmental issue, which drops to 15% among SMEs. This gap is also well visible on Human rights and labor issues, as well as on anti-corruption.

The lower score observed for SDG 17 does not reflect a lack of commitment, but rather an intrinsic characteristic of the goal itself, the achievement of which relies on structured forms of collaboration that not all companies are able or positioned to implement

Nevertheless, public-private partnerships remain pivotal for the achievement of SDGs, notably for mobilizing the adequate level of financial support for robust and sustainable projects.

% OF COMPANIES HAVING COLLABORATED WITH GOVERNMENT BODIES OR ENGAGED IN COLLECTIVE ACTION

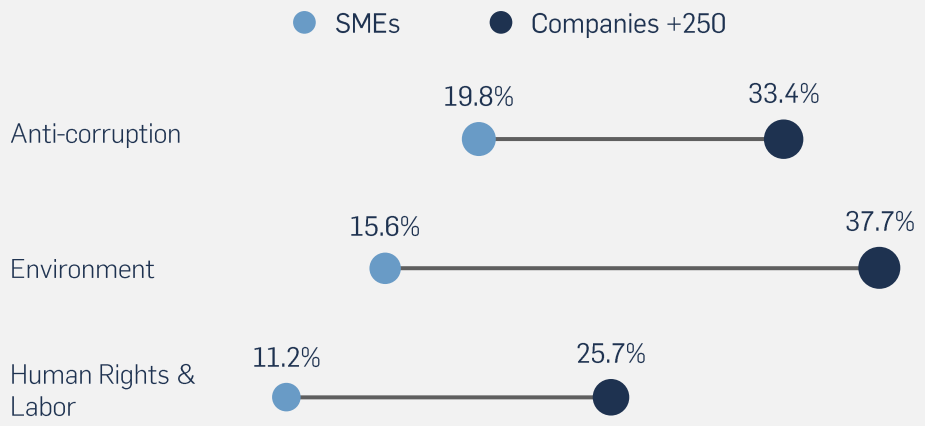

Recommendations to the European private sector

1. European companies should systematically measure progress

The CoP data used to measure companies' contributions on SDGs reveal that there is still significant room for improvement in how companies measure and track their progress on sustainability issues. When it comes to social issues, while performance is harder to measure than environmental performance - which is based on specific units such as metric tons of CO2 or waste - companies can, for example, use input indicators such as the number of training hours provided.

Tracking progress on sustainability is essential for a company to ensure it is on the right track and that the actions it takes are effective. The full implementation of the 2030 Agenda relies on reliable data from both the public and private sectors.

2. Adaptation to climate change should be a priority

The implementation of climate change adaptation plans was among the indicators used to measure European companies' contribution to Target 13.1. Only 28.1% of responding companies have developed a climate adaptation plan, which even falls to less than 20% for SMEs (39% of companies over 250 employees).

As shown by the 2026 heatwave in Europe, and temperatures rising faster on the continent, the effects of climate change such as drought, wildfires or floods are already threatening business models. Developing adaptation plans will therefore be critical for European companies in the years to come to ensure the long-term viability of business models, particularly in agriculture and industries sectors, and for companies based in regions exposed to higher levels of risks.

3. European companies should engage in more partnerships

SDG 17 - Partnerships for the Goals is often considered as the keystone of Agenda 2030, due to its approach designed to strengthen the means of implementation of the SDGs. Agenda 2030 can only be achieved through strong and inclusive cooperation between governments, the private sector and the civil society.

Such partnerships can rely on cross-sector alliances, multi-stakeholder cooperation on innovative sustainable projects, or public-private finance mechanisms for supporting sustainable development. The annual funding gap to reach the United Nations Sustainable Development Goals (SDGs) in developing regions has reached an estimated $4 trillion, and the private sector has unique leverage to help address this challenge.

4. European companies should increase sustainability training opportunities

Ensuring that the direct workforce has the ability to fully support the company's sustainability strategy is essential to maximize the impact on the SDGs. Yet, the study suggests that training on sustainability issues is not widespread among responding European companies, with around a third of them having trained their workforce.

Providing relevant capacity building to suppliers is also essential, to ensure that a company can deliver a positive impact throughout its entire value chain.

EUROPEAN AND NATIONAL PERSPECTIVES ON ENVIRONMENT, SOCIAL AND GOVERNANCE ISSUES

Perspectives on environmental issues

Environment related SDGs are analyzed using a higher quantity of indicators related to operational actions than for social SDGs, due to the structure of the CoP questionnaire. This allows for a more precise analysis of the degree of contribution on those goals, while also setting a higher bar for companies.

For example, SDG 13's contribution score integrates indicators such as the share of companies with a climate adaptation plan, with validated GHG reduction targets or who invested in low carbon technologies. SDG 12's score includes the share of companies taking circularity or recycling measures. **The study shows that such operational actions are still not widespread among European UNGC companies**, as implementing them requires a stronger degree of advancement in the integration of sustainability practices.

OPERATIONAL ACTIONS TAKEN BY UNGC EUROPEAN COMPANIES ON ENVIRONMENTAL ISSUES

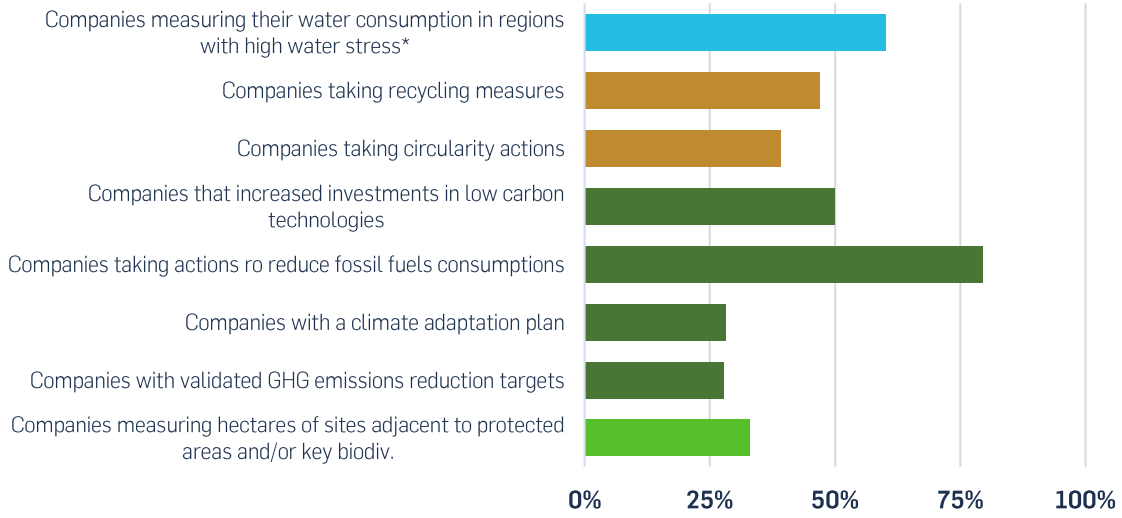

**among companies having declared being impacted by water consumption in regions with high water stress*

Environmental operational actions remain more common among larger companies in Europe or influenced by the business sector. More than half of responding companies operate in the services sector, with less incentive to take measures such as a climate adaptation plan or circularity actions.

The sector-by-sector analysis confirms this assumption: more UNGC industrial firms are adopting these measures than those in the services sector, with a 20-point gap in terms of circularity. In agriculture, 46.7% of companies have an adaptation plan, indicating direct exposure to the effects of climate change. Conversely, most service sector companies do not yet perceive these objectives as material, which limits the depth of their stated commitments and actions.

OPERATIONAL ACTIONS TAKEN BY UNGC EUROPEAN COMPANIES ON ENVIRONMENTAL ISSUES

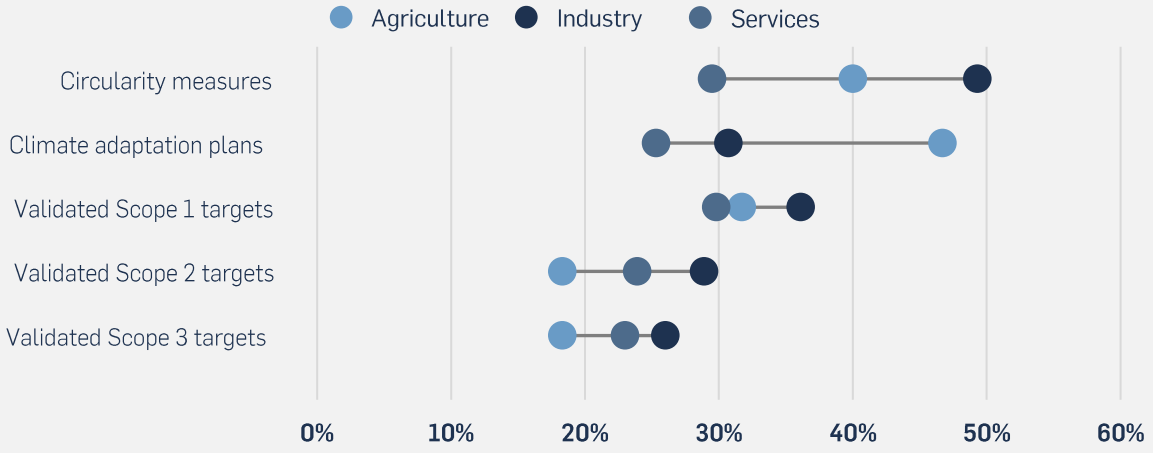

Perspectives on environmental issues

French participants record lower scores across the environmental Goals, at 58.7 on SDG 9 (-7.2 points), 49.5 on SDG 15 (-6.0), 49.3 on SDG 6 (-5.5) and 49.0 on SDG 14 (-4.6). Sector composition offers a substantial part of the explanation: around 60% of French participants operate in services, whereas participants from Germany, Italy or Türkiye are predominantly industrial, and indicators built around operational impacts, resource use and infrastructure are structurally less applicable to service activities. The effect is concentrated rather than general, with scores in line with the European average on SDG 12 (65.4) and close to it on SDG 7 (55.6, -1.8 points).

SDG 15 (59.2, +3.7 points) is Finland's strongest environmental result, reflecting mature practices in managing land impacts, **particularly in forest-based industries where regulatory pressure and stakeholder expectations are high.** SDG 13 (49.2, +3.4 points) points to relatively advanced climate strategies and risk management: Finnish companies are early adopters of frameworks such as science-based targets, and climate action is increasingly standardized and therefore easier to evidence.

The UK's most striking result across the study is on SDG 13 (53.3, +7.5 points), the highest score among all countries analyzed, including the leading result on integrating climate measures into policies and planning. This is consistent with a long-established framework: the Climate Change Act 2008 created the world's first legally binding national climate framework, its 2019 amendment made the UK the first major economy to legislate for net zero, and in 2022 the UK became the first G20 country to mandate climate disclosures aligned with the Task Force on Climate-related Financial Disclosures (TCFD). **The same framework helps explain SDG 7 (63.3, +5.9 points), third among countries analyzed and highest on energy efficiency**, consistent with mandatory energy assessments under the Energy Savings Opportunity Scheme since 2014. Other environmental scores cluster close to the European average, reflecting the sector composition of the UK sample.

FERMENTALG

BUSINESS CASE

Fermentalg (France): Blue Biotechnology in Service of the Sustainable Development Goals

Fermentalg, a French biotechnology company founded in 2009, joined the United Nations Global Compact in December 2024. Specialized in microalgae cultivation, the company frames its activity within a "One Health" approach, linking human, animal, and environmental health. The company holds a collection of more than 2,500 cryopreserved strains and cultivates in particular Schizochytrium sp., rich in DHA, an essential omega-3, harvested once in Mayotte in accordance with the Nagoya Protocol.

Fermentalg's contribution to the Sustainable Development Goals is structured around four main areas.

- **Goal 3 - Good Health and Well-Being:** Fermentalg's omega-3-rich oils are used in dietary supplements, infant formula, and functional foods.
- **Goal 9 - Industry, Innovation and Infrastructure:** Production, entirely based in Europe, relies on a partnership with HuvePharma, which currently uses 30% renewable energy, with a target of 100% by 2030. A carbon footprint assessment has been conducted for three years, and a full life-cycle analysis is underway.
- **Goal 13 - Climate Action:** Residual waste is valorized through methanization, and the company participates in CarbonWorks, a project focused on CO2 capture using microalgae.
- **Goal 14, Life Below Water**. Microalgae production reduces reliance on industrial fishing. According to Fermentalg, one ton of algal oil is equivalent to 44 tons of anchovies preserved.

Each employee is also invited to lead concrete actions around a Sustainable Development Goal of their choice, reflecting a cross-cutting approach rather than a communications strategy centered on a single label.

Perspectives on environmental issues

In Bulgaria, environmental action is primarily driven by EU climate policies, rising energy costs and the need for energy security. This is visible in the results, with scores above the European average on SDG 6 (63.2, +8.4 points) and SDG 9 (72.0, +6.1). Unlike the social Goals, where policy commitment outpaces measured outcomes, environmental performance is more consistently evidenced, reflecting the operational and cost-driven nature of the underlying practices.

Turkish participants perform above the European average across all environmental Goals assessed, most notably on SDG 6 (66.8, +12.0 points) and SDG 9 (77.6, +11.7). Water stress, drought risk and the operational relevance of water-intensive activities have encouraged greater emphasis on water use and related risk management, while the SDG 9 result reflects the importance of industrial transformation, cleaner production and infrastructure improvements. Margins are narrower on SDG 13 (51.5, +5.7 points) and SDG 7 (60.8, +3.4), supported by Türkiye's 2035 renewable electricity target and by national reporting developments such as the Türkiye Sustainability Reporting Standards. Further progress will depend on stronger transition planning, verified targets and deeper value chain integration.

Shelly

BUSINESS CASE

Shelly's Energy (Bulgaria) Metering Solutions Empower Smarter and More Sustainable Energy Consumption

Shelly Europe Ltd., participant in the United Nations Global Compact since December 2023, develops open-platform IoT devices and smart solutions that enable households, businesses and public organizations to monitor, automate, and optimize electricity consumption. The company makes energy efficiency measurable, accessible and scalable, supporting more than 6.2 million households across over 100 markets worldwide.

Its range of smart meters (Shelly EM, 3EM and Pro EM series) provides real-time visibility of energy consumption at the appliance, circuit or building level. By identifying energy-intensive loads and automating control based on actual demand, these solutions reduce unnecessary consumption and operating costs.

Beyond collecting consumption data, Shelly's Energy Metering solutions provide accurate, real-time insights that enable users to make informed decisions, optimize energy use and improve overall energy efficiency. Combined with automation scenarios, smart scheduling, and open integration with leading energy management platforms, these devices transform energy efficiency into a practical, measurable outcome for homes, commercial buildings, and industrial facilities alike.

Shelly's energy management ecosystem contributes directly to:

- **SDG 7 - Affordable and Clean Energy** by **improving energy efficiency** and facilitating the integration of **renewable energy sources**.
- **SDG 9 - Industry and Innovation**, through its interoperable, open-platform architecture, by accelerating the digitalization of homes, buildings and industrial facilities.
- Smarter building management supports **SDG 11 - Sustainable Cities and Communities**.
- real-time consumption monitoring promotes **SDG 12 - Responsible Consumption and Production**, by enabling more informed and responsible use of energy resources.

By combining affordable hardware, open technology and intelligent automation, Shelly demonstrates how digital innovation can make energy efficiency practical, scalable and accessible.

Perspectives on environmental issues

German participants score above the European average on SDG 9 (68.6, +2.7 points) and SDG 15 (57.3, +1.8), reflecting a strong industrial base and a focus on resource efficiency, modernization and biodiversity-related supply chain issues, with further momentum from the National Circular Economy Strategy adopted in 2024. The contrast within SDG 7 (58.2, +0.8) is instructive: renewable energy reaches 79.7 while energy efficiency reaches only 36.7, pointing to a meaningful opportunity to complement renewables with operational efficiency gains. Further opportunities arise on SDG 12 (61.4, -4.0 points), where established waste management and producer responsibility systems could support circular product design across the value chain.

SDG 9 (75.8, +9.9 points) is Italy's strongest relative performance across all Goals assessed, reflecting the dynamism of Italian industrial sectors on innovation, infrastructure upgrades and efficiency, particularly in circular economy. On SDG 12 (66.5, +1.1 points), companies maintain solid policies on waste, energy and resource efficiency with annual monitoring, though maturity varies significantly between large companies and SMEs, and regulatory complexity around end-of-waste rules remains a barrier. SDG 13 (46.6, +0.8 points) places Italy on par with Europe: frontrunner sectors advance ambitious transition plans, but external validation of targets and supplier engagement remain limited.

BASF
We create chemistry

BUSINESS CASE

BASF (Germany): sustainable water management across the entire value chain

Water is an increasingly scarce resource, with experts estimating that the gap between global water supply and demand could reach 40% by 2030. As water is essential for chemical production, BASF is committed to its responsible use across the entire value chain, while complying with all applicable regulations and maintaining transparent cooperation with competent authorities.

As a co-founder of the UN Global Compact, BASF contributes to the implementation of the UN Sustainable Development Goals, including those related to clean water and sanitation, and responsible consumption and production. BASF acknowledges the human right to water. Protecting people and the environment, as well as respecting our natural resources, is our top priority. Water-related environmental, health, and safety risks are managed through BASF's Responsible Care® Management System, which emphasizes risk awareness, responsible operations, and continuous improvement. Sustainable water management has long been a core element of BASF's strategy, focusing on protecting water resources, improving water use efficiency, and reducing emissions.

By 2030, BASF aims to implement sustainable water management at all major Verbund sites and sites located in water-stress areas, which together account for approximately 90% of the company's total water abstraction. BASF assesses water availability, water quality, and the impacts of its water use on ecosystems and on other users, using the Alliance for Water Stewardship (AWS) Standard as guidance. BASF also recognizes that climate change intensifies water-related risks and supports mitigation through its net-zero CO_2 ambition for 2050.

BASF's water management approach in general (for all sites) focuses on reducing wastewater volumes and contaminant loads at their source within the production processes, increasing water reuse, improving efficiency, and ensuring effective wastewater treatment. Water protection concepts, risk assessments, audits, monitoring systems, and incident investigations help prevent impacts on surface and groundwater and support continuous improvement. Water-related considerations are integrated into investment decisions. BASF provides access to safe water, sanitation, and hygiene at the workplace, meeting appropriate standards for all employees. The company also works with suppliers, customers, and external stakeholders to improve water stewardship and reports transparently through ESRS and CDP disclosures.

Perspectives on social issues

The study shows that European UNGC companies tend to have **higher contribution scores on SDGs related to social issues.**

SDG 3 - Health and Well Being has the highest contribution score. The score has been measured using indicators related to a safe and healthy working environment, health coverage, sick pay, and actions to address environmental health risks. Such practices are now well integrated by companies in Europe, notably due to a strong and long-lasting regulatory environment.

Around half of responding companies with a collective bargaining agreement go further than their national legislations in terms of health coverage.

% OF COMPANIES WITH A COLLECTIVE AGREEMENT PROVIDING MORE FAVORABLE HEALTH COVERAGE CONDITIONS THAN THE LEGISLATION

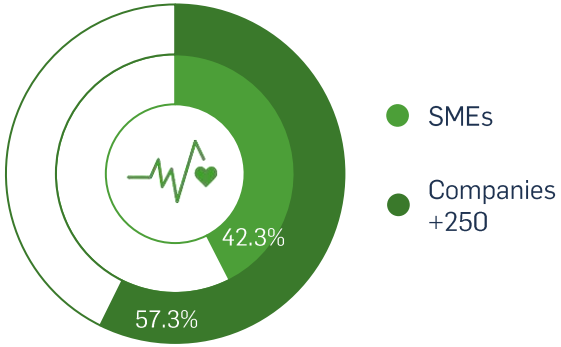

SDG 4 scores lower than the other social SDGs, mainly due to target 4.7 on education for sustainable development (37.6), which is challenging for businesses. The CoP's indicators focus mainly on training for employees and suppliers, which remains uneven across different areas: 53% of European participant companies have trained their teams on non-discrimination, compared with 34% on water management.

SDG 8 - Decent work is among the Goals most directly related to the private sector, with relevant targets such as employment and decent work (8.5), eradication of forced and child labor (8.7) and labor rights and safety (8.8). **Despite this connection, data from European UNGC companies suggests that there is still room for progress, with an average score of 62.7**. This is notably the case for target 8.7 which reaches a contribution score of 58.5. SMEs, who account for 56% of respondents, often have fewer incentives to integrate forced labor and child labor into their strategies than larger companies, who may face more supply chain challenges.

% OF COMPANIES HAVING IMPLEMENTED POLICIES AND TAKEN PREVENTION MEASURES ON CHILD LABOR AND FORCED LABOR

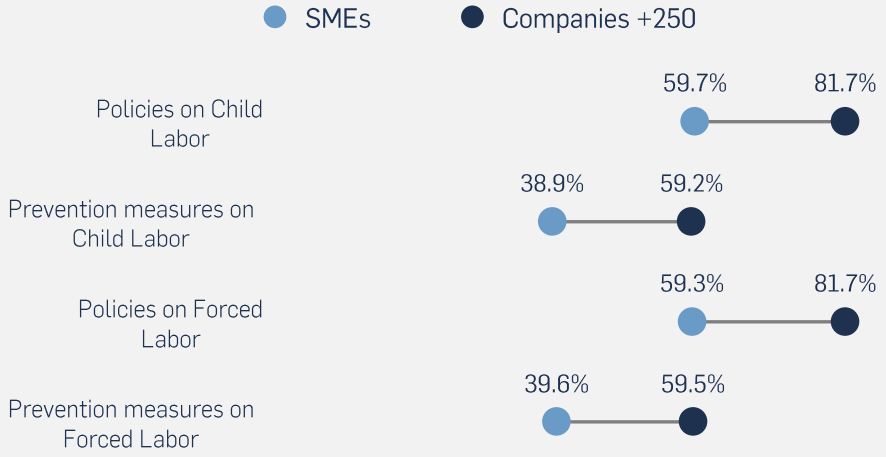

Perspectives on social issues

Ageing population in Bulgaria, labor shortages and competition for skilled employees have made human capital a strategic priority. On average, 75% of respondents report formal human rights and labor policies, and leading companies invest in skills development and employee wellbeing. This commitment has, however, not yet translated into measurable outcomes, as shown by wide gaps on SDG 4 (46.2, -11.5 points) and SDG 10 (61.5, -11.6 points), and due diligence across supply chains remains underdeveloped. Bulgaria illustrates at country level the wider gap between commitment and demonstrated results observed throughout this study.

SDG 3 (83.6, +10.0 points) is Finland's strongest relative performance across all Goals assessed, reflecting strong occupational health practices, high product safety standards and close public-private alignment on health and safety. Impacts in this area are readily measurable, which supports more consistent reporting. The narrower gap on SDG 4 (54.7, -3.0 points) suggests that engagement in lifelong learning and reskilling is less systematically framed as an SDG-aligned outcome, with activities that may exist without being captured as such.

French participants rank among the strongest contributors across all social Goals, at 76.8 on SDG 3 (+3.2 points), 76.1 on SDG 10 (+3.0) and 64.8 on SDG 5 (+3.6), with the larger French sample also giving these scores a smaller margin of error. A long-standing regulatory framework helps explain this position: the Copé-Zimmermann Law of 2011 required 40% board representation of each gender eleven years ahead of the EU Women on Boards Directive, and the Rixain Law of 2021 extended the same threshold to senior management, with no European equivalent to date. Employers have also been required since 2013 to fund at least half of employee health insurance.

BUSINESS CASE

Kesko (Finland): Advancing Gender Equality Through Leadership Development

Kesko is one of the biggest trading sector companies in Northern Europe, operating in the grocery trade, building and technical trade, and car trade.

Kesko is committed to supporting the UN Sustainable Development Goals (SDGs) in its operations. Promoting gender equality (SDG 5) and increasing women's representation in leadership are important parts of this broader commitment. The company is a signatory to the Women's Empowerment Principles (WEPs). To support these commitments, Kesko has introduced several initiatives aimed at strengthening women's career advancement and leadership opportunities.

One example is the Leadership Program, developed in partnership with Finnish non-profit organization Mothers in Business (MiB). The annual program is designed for women working in demanding specialist and supervisory roles across Kesko's different business divisions. Each year, the program attracts over a hundred applicants, of which 30 participants are selected. By spring 2027, approximately 90 women will have completed the program.

The Leadership Program supports participants in developing leadership capabilities, successfully combining professional and personal life, and building the confidence to pursue leadership positions. An important element of the program is cross-business networking, which enables participants to connect with colleagues from different sectors and broaden their understanding of career opportunities throughout the company.

The program is one of the concrete actions helping Kesko advance its gender equality objectives. The company has set a target of increasing the share of women in management positions, with the aim that by 2030 women will represent 40% of senior management and 45% of middle management.

Kesko monitors the program through participant feedback and observations of participants' career development over time. Participant feedback has been exceptionally positive, with 100% satisfaction rates and all participants recommending the program to colleagues. Together, these efforts help create a stronger pipeline of future female leaders and support Kesko's long-term commitment to SDG 5 and inclusive leadership.

Perspectives on social issues

SDG 4 (60.6, +2.9 points) is Germany's clearest relative strength, reflecting a well-established vocational education and apprenticeship system, though the score on sustainability-related skills (target 4.7, 43.4) points to room for extending this foundation. The widest gap is on SDG 5 (54.6, -6.6 points), where women's participation and leadership reaches only 41.4 despite the Pay Transparency Act, indicating that progress on leadership and equal opportunities remains uneven across the sample. German participants also score below the European average on SDG 10 (67.9, -5.3 points).

Turkish participants perform above the European average on both social Goals assessed, at 66.7 on SDG 8 (+4.0 points) and 63.1 on SDG 5 (+1.9). Labor Law No. 4857 and Occupational Health and Safety Law No. 6331 provide a comprehensive framework for workers' rights and safe working conditions, and growing alignment with EU standards has encouraged companies to strengthen employment practices. On gender equality, persistent national inequality has made the issue a priority for corporate action, reflected in the adoption of the Women's Empowerment Principles, for which Türkiye has the second-highest number of signatories globally.

BORUSAN

BUSINESS CASE

Borusan Group's SDG Integration (Türkiye)

Borusan Group integrates the Sustainable Development Goals (SDGs) into its business strategy through a focus on climate, people and innovation. Its priorities are closely aligned with gender equality and inclusive growth, clean energy, climate action, industrial innovation, circular economy, supporting the transition to a low carbon, resource efficient and resilient economy.

Borusan Group creates measurable impact across its businesses in four main areas:

- Advancing Inclusion and Equal Opportunities: initiatives such as the Women Leaders Development Program, which provided 504 hours of development support to 28 women leaders, and the Borusan Alpha Internship program, which welcomed 343 young talents in 2021, promote women's participation in technical and operational roles, inclusive workplace cultures and employee engagement (SDG 5 - Gender Equality and SDG 8 - Decent Work and Economic Growth).
- Renewable Energy Transition: through Borusan EnBW Energy, the group supports Türkiye's clean energy transition with 935 MW of installed renewable energy capacity, enabling the avoidance of approximately 1.4 million tons of CO2 emissions annually (SDG 7 - Affordable and Clean Energy and SDG 13 - Climate Action).
- Resource Efficiency and Circularity: water efficiency, waste reduction and circular economy initiatives across operations, including Borusan Cat's circular economy solutions, aim to improve resource productivity, extend equipment lifecycles, strengthen resilience and reduce environmental impacts (SDG 6 Clean Water and Sanitation; SDG 12 Responsible Consumption and Production).
- Partnerships for Sustainable Development: collaboration with suppliers, customers, industry associations, civil society organizations and international initiatives helps scale impact (SDG 17 Partnerships for the Goals).

Through innovation, collaboration and responsible business practices, Borusan Group continues to contribute to a more sustainable and inclusive future.

Perspectives on social issues

Italian participants score above the European average on both social Goals identified as priorities in the network's contribution to Italy's 2026 Voluntary National Review, at 69.3 on SDG 8 (+6.6 points) and 64.5 on SDG 5 (+3.4). Companies consistently prioritize occupational health and safety and decent working conditions, supported by widespread social sustainability policies, and treat gender equality as a material topic with broad adoption of non-discrimination policies. Performance is lower on women's leadership and on preventing forced labor, and remedy measures following violations remain weak across supply chains, revealing a gap between policy maturity and outcomes.

Among UK respondents, SDG 4 (64.2, +6.5 points) is a clear bright spot, ranking third among countries analyzed and second on access to education and training, partly reflecting the Apprenticeship Levy. The shortfall on SDG 3 (68.3, -5.3 points) is concentrated on health coverage (53.3) and reflects structural context: universal healthcare free at the point of use means UK employers face no equivalent to the French co-financing requirement. SDG 8 (59.9, -2.7 points) splits within the Goal, combining one of Europe's strongest scores on forced labor, attributable to the Modern Slavery Act 2015, with the second-lowest on decent work (50.6), consistent with the prevalence of zero-hours contracts during the reporting period.

a2a LIFE COMPANY

BUSINESS CASE

A2A's Circular Economy and Social Inclusion Strategy (Italy)

As a company committed to supporting the UN 2030 Agenda, A2A integrates sustainability objectives into its business strategy, with a strong focus on energy transition and circular economy. Progress is monitored through a comprehensive set of ESG indicators and targets embedded in the Group's Sustainability Plan and annual sustainability reporting, including A2A's Territorial Sustainability Reports, which measure and communicate the economic, environmental, and social value generated in local communities and its contribution to the SDGs. Within this framework, A2A develops innovative projects that combine environmental and social value creation, such as LaboRAEE, a pioneering initiative that promotes both resource circularity and social inclusion.

LaboRAEE, the Waste Electrical and Electronic Equipment (WEEE) treatment facility operated by Amsa within the Bollate Correctional Facility since 2018, is a pioneering example of how circular economy and social inclusion can be integrated into a single sustainability initiative. The project addresses the environmental challenge posed by WEEE, which contains valuable critical raw materials such as rare earth elements, copper, aluminum and precious metals that are essential for the energy transition.

Through dedicated treatment and dismantling lines, LaboRAEE recovers metals, plastics and electronic components from discarded equipment, supporting resource circularity and reducing the need for landfill disposal. In 2024, A2A further strengthened the project by introducing an innovative robotic line combining artificial intelligence and collaborative robotics. This technology enables the treatment of flat-panel displays with greater efficiency, reducing processing times from 10 to 3.5 minutes per unit and doubling productivity while improving material separation and recovery.

Beyond its environmental benefits, LaboRAEE generates significant social value. The facility employs inmates, offering technical training and professional work experience that support skills development and future employability. The project is based on a strong partnership between public institutions, social enterprises and private-sector actors, demonstrating how cross-sector collaboration can address complex environmental and social challenges simultaneously.

By combining responsible management of electronic waste and generating tangible opportunities for vulnerable individuals LaboRAEE demonstrates how sustainable industrial projects can simultaneously create environmental, economic and social value, offering a scalable model for responsible waste management and inclusive growth.

Perspectives on corporate governance

The contribution score of 65.3 on SDG 16 (target 16.5 on the fight against corruption) reveals that anti-corruption and business integrity practices are overall well integrated by UNGC companies in Europe. The data shows that most companies, regardless of their size, have now developed an anti-corruption compliance program: 85.3% of companies above 250 employees, and 64.1% of SMEs, despite having often less regulatory requirements to do so.

However, to help fully advance target 16.5 on corruption, companies may still progress by engaging in more collective actions against corruption. Currently, 25.8% of UNGC companies in Europe engage in such collective actions. Collaboration between companies, suppliers, governments and civil society actors is beneficial, both for combatting systemic corruption risks and creating fair market conditions for the private sector.

% OF COMPANIES WITH AN ANTI-CORRUPTION COMPLIANCE PROGRAM

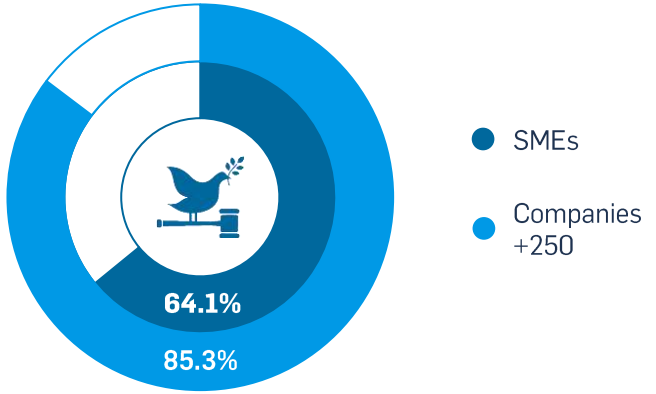

Collective action also echoes companies' contribution to SDG 17 (Target 17.16 on multi-stakeholder partnerships and 17.17 on public, private and civil partnerships). As shown by a lower contribution score of 22.1, collective actions and collaboration with governments on human rights, labor, environment and anti-corruption remain less common among companies in Europe.

% OF COMPANIES WHO ENGAGED IN...

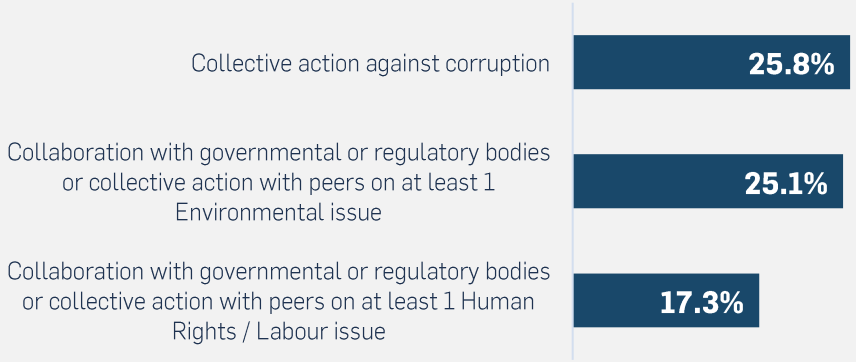

Perspectives on corporate governance

Governance is one of Bulgarian responding companies' strongest ESG dimensions, **with SDG 16 (75.5, +10.2 points) the third-highest score among all countries analyzed and SDG 17 (26.1, +4.0)** also above the European average. More than 85% of responding companies have anti-corruption compliance programs in place. Depth remains more limited: only 34% participate in collective anti-corruption initiatives, indicating that compliance frameworks are more widely established than the collective and strategic dimensions of business integrity.

SDG 17 (29.4, +7.3 points) is Finland's strongest relative result on governance and the second-highest score in Europe on the lowest-scoring Goal overall. This reflects a strong culture of multi-stakeholder collaboration, with companies frequently embedded in networks, collective action platforms and partnerships with civil society, the public sector and international initiatives. Such partnerships also tend to be well documented, which supports higher scores.

French participants score slightly above the European average on both governance Goals, at 67.0 on SDG 16 (+1.7 points) and 24.2 on SDG 17 (+2.1). The Sapin II Law of 2016 created binding anti-corruption obligations for large French companies, including risk mapping, third-party due diligence and internal alert mechanisms, well before the EU Anti-Corruption Directive entered into force in May 2026. Comparable national legislation exists in Italy since 2001 and the UK since 2011, but many Member States lacked equivalent frameworks until recently, which may explain a slightly stronger reporting culture on these issues among French participants.

Among German respondents, SDG 16 (60.1, -5.2 points) suggests potential to report more consistently on established measures such as risk assessments, employee training, monitoring and collective action. SDG 17 (17.7, -4.4 points) is Germany's lowest score across all Goals. The indicator focuses on structured multi-stakeholder and public-private partnerships, which are voluntary and may be less accessible to smaller companies, and SMEs account for almost half of the German sample. Enhanced collaboration with public authorities, business peers and civil society could nonetheless support collective action.

Turkish participants perform above the European average on both governance Goals, at 71.1 on SDG 16 (+5.8 points) and 25.6 on SDG 17 (+3.5). The SDG 16 result reflects a strengthening corporate governance and business integrity framework, where governance regulations and increasing disclosure requirements have accelerated efforts on transparency, accountability and ethical business practices. On partnerships, national policy initiatives including the Green Deal Action Plan, the National Green Finance Strategy and the 12th Development Plan encourage cooperation among the public sector, business, financial institutions, academia and civil society, while business-led platforms have created further opportunities for knowledge sharing and collective action.

SDG 16 (75.0, +9.7 points) is the UK's highest-scoring Goal in absolute terms and the fourth-highest among countries analyzed. Measured through target 16.5 on anti-corruption, **the result is consistent with the Bribery Act 2010, in force since 2011, which created a corporate offence of failure to prevent bribery, and with the Economic Crime and Corporate Transparency Act 2023**, which extended this approach through a failure-to-prevent-fraud offence applying to large organizations from September 2025. On SDG 17 (28.5, +6.4 points), where scores are low across all countries analyzed, the UK ranks fifth in Europe. The 2025 Modern Industrial Strategy underlines the importance of public-private partnership to business success and commits to implementation through partnership with business and other stakeholders.

COUNTRY SCORES

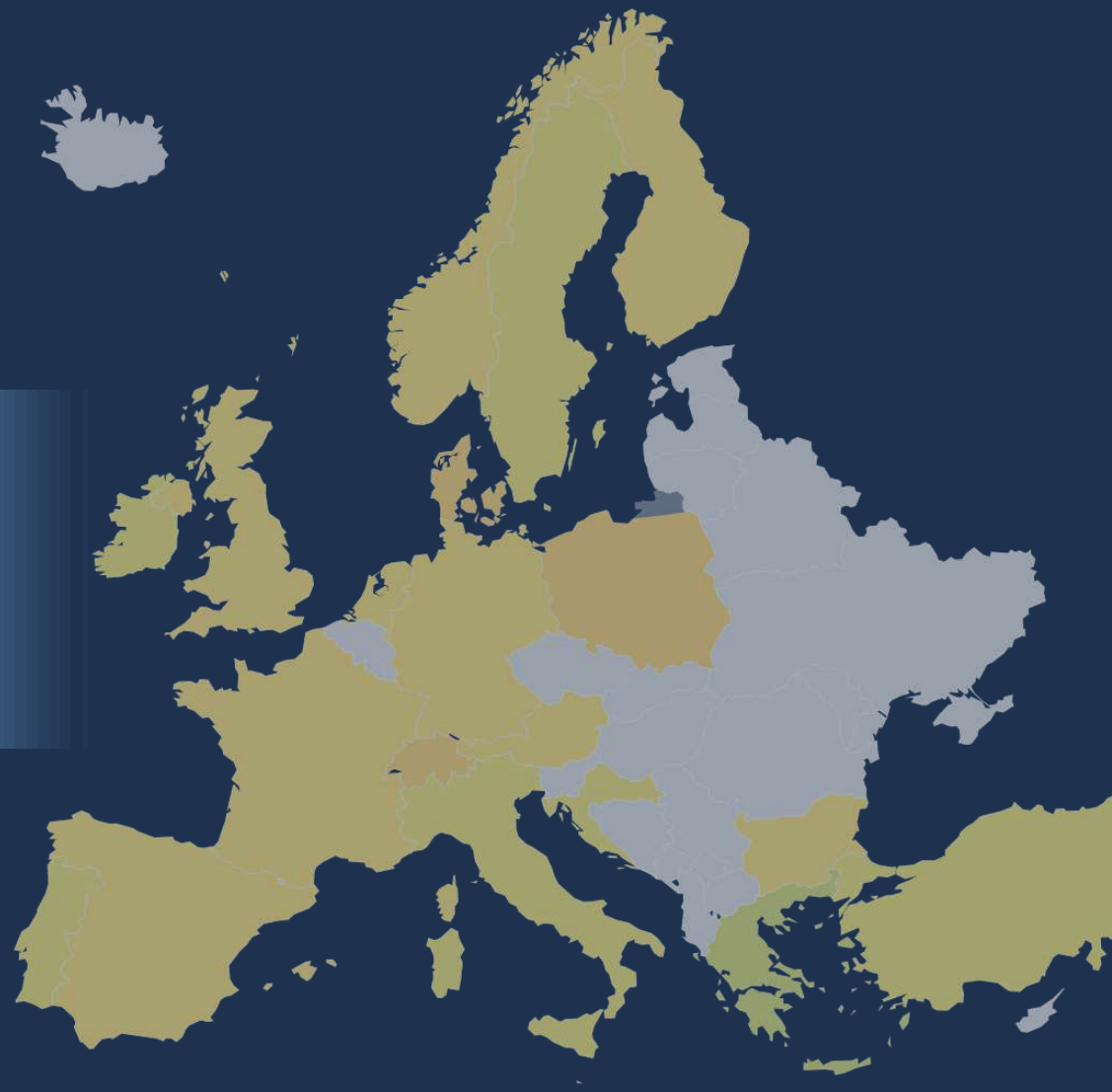

AUSTRIA

Network launched in: **2006**

Total of participants: **209**

- **114** companies 250+ employees
- **74** SMEs
- **21** non-business

Breakdown of Austrian responding participants

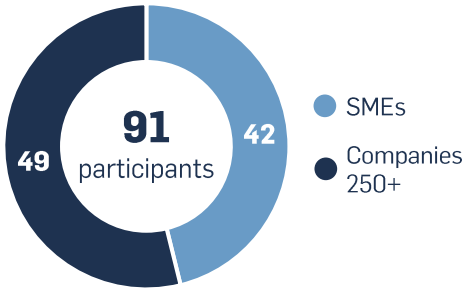

Austrian UNGC participant companies' contribution scores by SDG

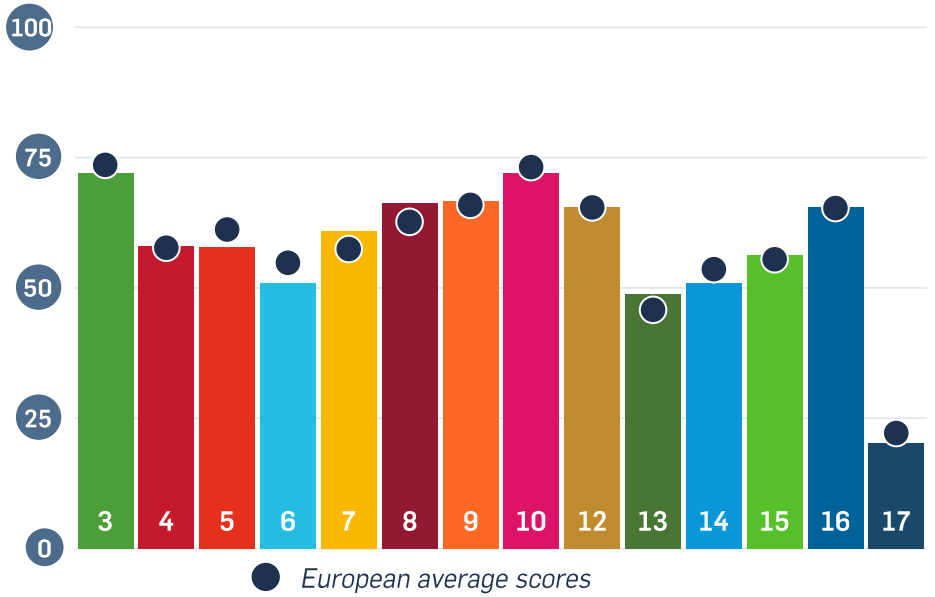

Goal / Target	Score	Europe average	Score Margin of error (±)	Indicators Reliability
SDG 3 - Good Health and Well Being	**71.9**	**73.6**	***3.2***	***76.2%***
Target 3.8 - Universal health coverage	65.4	65.8	*5.1*	*85.7%*
Target 3.9 - Reduce deaths from hazardous chemicals	78.5	81.4	*4.0*	*66.7%*
SDG 4 - Quality Education	**58.0**	**57.7**	***2.9***	***100.0%***
Target 4.3 - Equal access to quality tertiary education	74.1	77.8	*4.7*	*100.0%*
Target 4.7 - Skills for sustainable development	41.9	37.6	*3.2*	*100.0%*
SDG 5 - Gender Equality	**57.9**	**61.2**	***3.0***	***86.7%***
Target 5.1 - End discrimination against women and girls	72.0	73.1	*3.3*	*83.3%*
Target 5.5 - Women's participation and equal access to leadership	43.8	49.2	*4.9*	*90.0%*
SDG 6 - Water and Sanitation	**50.9**	**54.8**	***2.4***	***73.0%***
Target 6.3 - Improve water quality and reduce pollution	77.7	83.2	*4.1*	*83.3%*
Target 6.4 - Water-use efficiency and sustainable withdrawals	61.0	67.5	*4.5*	*85.7%*
Target 6.5 - Integrated water resources management	13.8	13.8	*3.9*	*50.0%*

AUSTRIA

Goal / Target	Score	Europe average	Score Margin of error (±)	Indicators Reliability
SDG 7 - Affordable and Clean Energy	**60.9**	**57.4**	***3.4***	***85.7%***
Target 7.2 - Increase the share of renewable energy	78.9	76.9	*4.7*	*71.4%*
Target 7.3 - Double the rate of energy efficiency improvement	43.0	38.0	*5.0*	*100.0%*
SDG 8 - Decent Work and Economic Growth	**66.3**	**62.7**	***1.9***	***84.1%***
Target 8.5 - Full productive employment and decent work for all	68.0	60.5	*3.1*	*85.7%*
Target 8.7 - End forced labor, modern slavery and child labor	61.5	58.5	*3.8*	*83.3%*
Target 8.8 - Protect labor rights and safe working environments	69.5	69.0	*2.9*	*83.3%*
SDG 9 - Industry, Innovation and Infrastructure	**66.6**	**65.9**	***4.2***	***85.7%***
Target 9.4 - Upgrade infrastructure and retrofit industries				
SDG 10 - Reduced Inequalities	**72.0**	**73.1**	***3.3***	***83.3%***
Target 10.2 - Promote social, economic and political inclusion				
Target 10.3 - Equal opportunity and reduced inequalities				
SDG 12 - Responsible Consumption and Production	**65.6**	**65.4**	***4.2***	***87.5%***
Target 12.4 - Sound management of chemicals and wastes				
Target 12.5 - Reduce waste: prevention, recycling and reuse				

Goal / Target	Score	Europe average	Score Margin of error (±)	Indicators Reliability
SDG 13 - Climate Action	**48.9**	**45.8**	***3.0***	***84.7%***
Target 13.1 - Strengthen resilience to climate-related hazards	69.6	63.8	*4.5*	*66.7%*
Target 13.2 - Integrate climate measures into national policies	46.7	44.8	*4.8*	*87.5%*
Target 13.3 - Climate change education and awareness	30.4	28.8	*6.1*	*100.0%*
SDG 14 - Life Below Water	**50.8**	**53.6**	***2.9***	***91.7%***
Target 14.1 - Prevent and reduce marine pollution	65.6	65.4	*2.5*	*100.0%*
Target 14.2 - Manage and protect marine and coastal ecosystems	36.1	41.7	*5.2*	*83.3%*
SDG 15 - Life on Land	**56.4**	**55.5**	***4.6***	***85.7%***
Target 15.1 - Conserve and restore terrestrial and freshwater ecosystems				
Target 15.2 - Sustainably manage all types of forests				
Target 15.5 - Halt habitat degradation and biodiversity loss				
SDG 16 - Peace, Justice and Strong Institutions	**65.4**	**65.3**	***5.6***	***80.0%***
Target 16.5 - Substantially reduce corruption and bribery				
SDG 17 - Partnerships for the Goals	**20.2**	**22.1**	***4.1***	***100.0%***
Target 17.17 - Encourage public, public-private and civil society partnerships				

BULGARIA

Network launched in: **2003**

Total of participants: **60**

- **25** companies 250+ employees
- **21** SMEs
- **14** non-business

Breakdown of Bulgarian responding participants

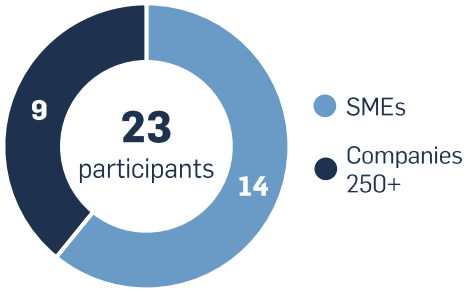

Bulgarian UNGC participant companies' contribution scores by SDG

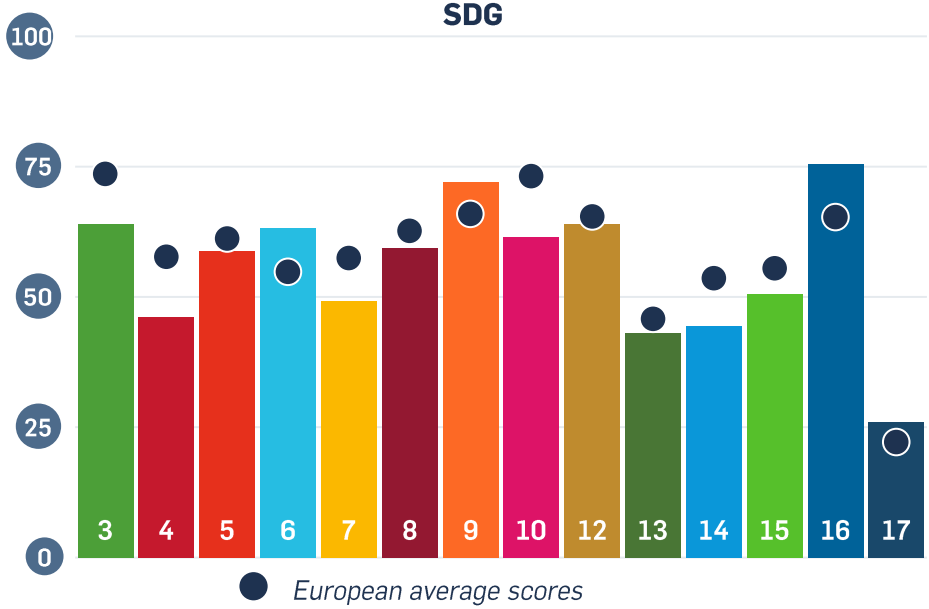

Goal / Target	Score	Europe average	Score Margin of error (±)	Indicators Reliability
SDG 3 - Good Health and Well Being	**63.9**	**73.6**	***7.7***	***22.6%***
Target 3.8 - Universal health coverage	52.0	65.8	*12.7*	*28.6%*
Target 3.9 - Reduce deaths from hazardous chemicals	75.8	81.4	*8.7*	*16.7%*
SDG 4 - Quality Education	**46.2**	**57.7**	***6.4***	***52.3%***
Target 4.3 - Equal access to quality tertiary education	59.4	77.8	*10.7*	*50.0%*
Target 4.7 - Skills for sustainable development	33.0	37.6	*7.2*	*54.5%*
SDG 5 - Gender Equality	**58.9**	**61.2**	***4.9***	***31.7%***
Target 5.1 - End discrimination against women and girls	61.5	73.1	*7.0*	*33.3%*
Target 5.5 - Women's participation and equal access to leadership	56.3	49.2	*6.9*	*30.0%*
SDG 6 - Water and Sanitation	**63.2**	**54.8**	***4.8***	***8.3%***
Target 6.3 - Improve water quality and reduce pollution	83.4	83.2	*6.8*	*0.0%*
Target 6.4 - Water-use efficiency and sustainable withdrawals	75.9	67.5	*7.6*	*0.0%*
Target 6.5 - Integrated water resources management	30.3	13.8	*9.9*	*25.0%*

BULGARIA

Goal / Target	Score	Europe average	Score Margin of error (±)	Indicators Reliability
SDG 7 - Affordable and Clean Energy	**49.2**	**57.4**	***7.5***	***17.1%***
Target 7.2 - Increase the share of renewable energy	75.0	76.9	*10.6*	*14.3%*
Target 7.3 - Double the rate of energy efficiency improvement	23.5	38.0	*10.6*	*20.0%*
SDG 8 - Decent Work and Economic Growth	**59.3**	**62.7**	***4.2***	***29.0%***
Target 8.5 - Full productive employment and decent work for all	54.3	60.5	*8.4*	*28.6%*
Target 8.7 - End forced labor, modern slavery and child labor	58.1	58.5	*7.4*	*25.0%*
Target 8.8 - Protect labor rights and safe working environments	65.6	69.0	*5.6*	*33.3%*
SDG 9 - Industry, Innovation and Infrastructure	**72.0**	**65.9**	***8.5***	***14.3%***
Target 9.4 - Upgrade infrastructure and retrofit industries				
SDG 10 - Reduced Inequalities	**61.5**	**73.1**	***7.0***	***33.3%***
Target 10.2 - Promote social, economic and political inclusion				
Target 10.3 - Equal opportunity and reduced inequalities				
SDG 12 - Responsible Consumption and Production	**64.0**	**65.4**	***9.0***	***12.5%***
Target 12.4 - Sound management of chemicals and wastes				
Target 12.5 - Reduce waste: prevention, recycling and reuse				

Goal / Target	Score	Europe average	Score Margin of error (±)	Indicators Reliability
SDG 13 - Climate Action	**43.1**	**45.8**	***6.4***	***16.7%***
Target 13.1 - Strengthen resilience to climate-related hazards	64.8	63.8	*9.0*	*16.7%*
Target 13.2 - Integrate climate measures into national policies	31.4	44.8	*12.3*	*0.0%*
Target 13.3 - Climate change education and awareness	33.1	28.8	*11.6*	*33.3%*
SDG 14 - Life Below Water	**44.5**	**53.6**	***7.2***	***5.6%***
Target 14.1 - Prevent and reduce marine pollution	64.0	65.4	*4.6*	*11.1%*
Target 14.2 - Manage and protect marine and coastal ecosystems	24.9	41.7	*13.6*	*0.0%*
SDG 15 - Life on Land	**50.5**	**55.5**	***10.3***	***28.6%***
Target 15.1 - Conserve and restore terrestrial and freshwater ecosystems				
Target 15.2 - Sustainably manage all types of forests				
Target 15.5 - Halt habitat degradation and biodiversity loss				
SDG 16 - Peace, Justice and Strong Institutions	**75.5**	**65.3**	***9.1***	***0.0%***
Target 16.5 - Substantially reduce corruption and bribery				
SDG 17 - Partnerships for the Goals	**26.1**	**22.1**	***10.2***	***0.0%***
Target 17.17 - Encourage public, public-private and civil society partnerships				

CROATIA

Network launched in: **2007**

Total of participants: **71**

- **43** companies 250+ employees
- **20** SMEs
- **8** non-business

Breakdown of Croatian responding participants

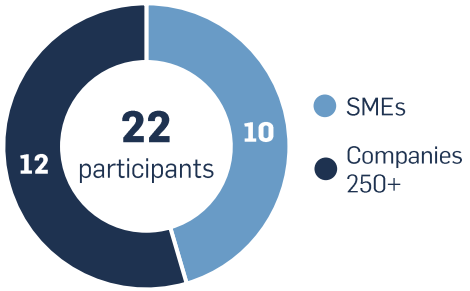

Croatian UNGC participant companies' contribution scores by SDG

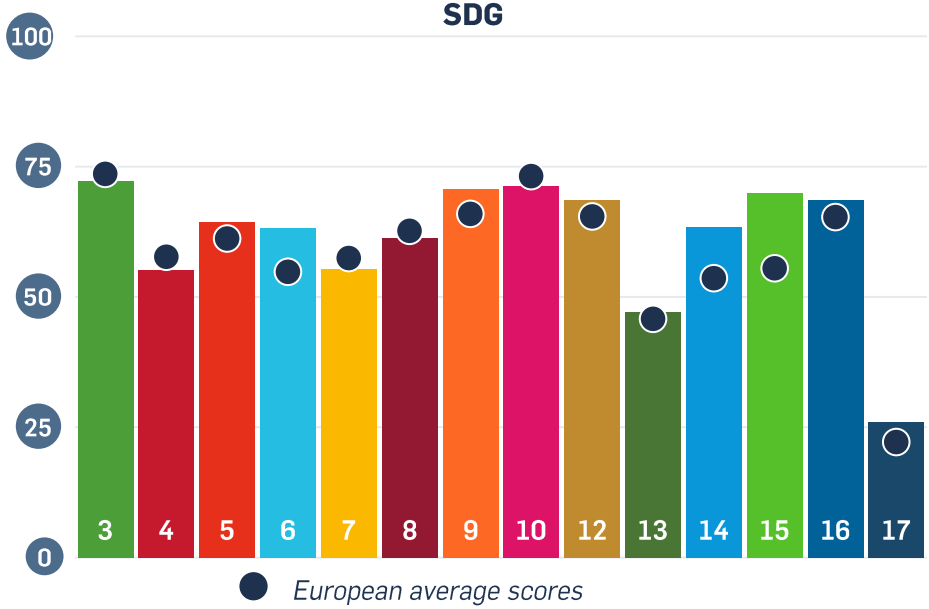

Goal / Target	Score	Europe average	Score Margin of error (±)	Indicators Reliability
SDG 3 - Good Health and Well Being	**72.2**	**73.6**	***6.3***	***7.1%***
Target 3.8 - Universal health coverage	68.6	65.8	*9.2*	*14.3%*
Target 3.9 - Reduce deaths from hazardous chemicals	75.8	81.4	*8.5*	*0.0%*
SDG 4 - Quality Education	**55.1**	**57.7**	***5.9***	***27.3%***
Target 4.3 - Equal access to quality tertiary education	68.6	77.8	*10.0*	*0.0%*
Target 4.7 - Skills for sustainable development	41.6	37.6	*6.2*	*54.5%*
SDG 5 - Gender Equality	**64.3**	**61.2**	***5.0***	***13.3%***
Target 5.1 - End discrimination against women and girls	71.3	73.1	*6.4*	*16.7%*
Target 5.5 - Women's participation and equal access to leadership	57.3	49.2	*7.7*	*10.0%*
SDG 6 - Water and Sanitation	**63.1**	**54.8**	***4.5***	***4.8%***
Target 6.3 - Improve water quality and reduce pollution	86.9	83.2	*6.1*	*0.0%*
Target 6.4 - Water-use efficiency and sustainable withdrawals	76.3	67.5	*7.6*	*14.3%*
Target 6.5 - Integrated water resources management	26.1	13.8	*9.4*	*0.0%*

CROATIA

Goal / Target	Score	Europe average	Score Margin of error (±)	Indicators Reliability
SDG 7 - Affordable and Clean Energy	**55.4**	**57.4**	***6.9***	***0.0%***
Target 7.2 - Increase the share of renewable energy	80.7	76.9	*8.9*	*0.0%*
Target 7.3 - Double the rate of energy efficiency improvement	30.1	38.0	*10.5*	*0.0%*
SDG 8 - Decent Work and Economic Growth	**61.3**	**62.7**	***3.9***	***15.3%***
Target 8.5 - Full productive employment and decent work for all	55.6	60.5	*6.8*	*7.1%*
Target 8.7 - End forced labor, modern slavery and child labor	59.9	58.5	*7.4*	*16.7%*
Target 8.8 - Protect labor rights and safe working environments	68.5	69.0	*5.7*	*22.2%*
SDG 9 - Industry, Innovation and Infrastructure	**70.7**	**65.9**	***8.2***	***28.6%***
Target 9.4 - Upgrade infrastructure and retrofit industries				
SDG 10 - Reduced Inequalities	**71.3**	**73.1**	***6.4***	***16.7%***
Target 10.2 - Promote social, economic and political inclusion				
Target 10.3 - Equal opportunity and reduced inequalities				
SDG 12 - Responsible Consumption and Production	**68.6**	**65.4**	***9.0***	***0.0%***
Target 12.4 - Sound management of chemicals and wastes				
Target 12.5 - Reduce waste: prevention, recycling and reuse				

Goal / Target	Score	Europe average	Score Margin of error (±)	Indicators Reliability
SDG 13 - Climate Action	**47.0**	**45.8**	***6.4***	***11.1%***
Target 13.1 - Strengthen resilience to climate-related hazards	66.0	63.8	*10.1*	*0.0%*
Target 13.2 - Integrate climate measures into national policies	35.3	44.8	*10.9*	*0.0%*
Target 13.3 - Climate change education and awareness	39.7	28.8	*12.1*	*33.3%*
SDG 14 - Life Below Water	**63.3**	**53.6**	***5.3***	***0.0%***
Target 14.1 - Prevent and reduce marine pollution	68.6	65.4	*3.1*	*0.0%*
Target 14.2 - Manage and protect marine and coastal ecosystems	58.0	41.7	*10.2*	*0.0%*
SDG 15 - Life on Land	**69.9**	**55.5**	***8.2***	***28.6%***
Target 15.1 - Conserve and restore terrestrial and freshwater ecosystems				
Target 15.2 - Sustainably manage all types of forests				
Target 15.5 - Halt habitat degradation and biodiversity loss				
SDG 16 - Peace, Justice and Strong Institutions	**68.5**	**65.3**	***9.2***	***0.0%***
Target 16.5 - Substantially reduce corruption and bribery				
SDG 17 - Partnerships for the Goals	**26.1**	**22.1**	***10.6***	***0.0%***
Target 17.17 - Encourage public, public-private and civil society partnerships				

DENMARK

Network launched in: **2017**

Total of participants: **621**

- **245** companies 250+ employees
- **333** SMEs
- **43** non-business

Breakdown of Danish responding participants

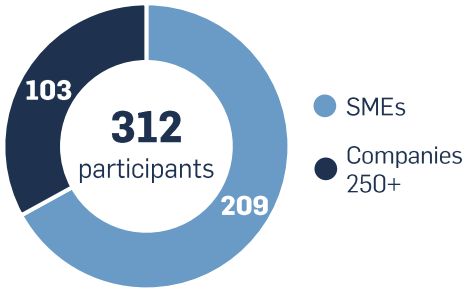

Danish UNGC participant companies' contribution scores by SDG

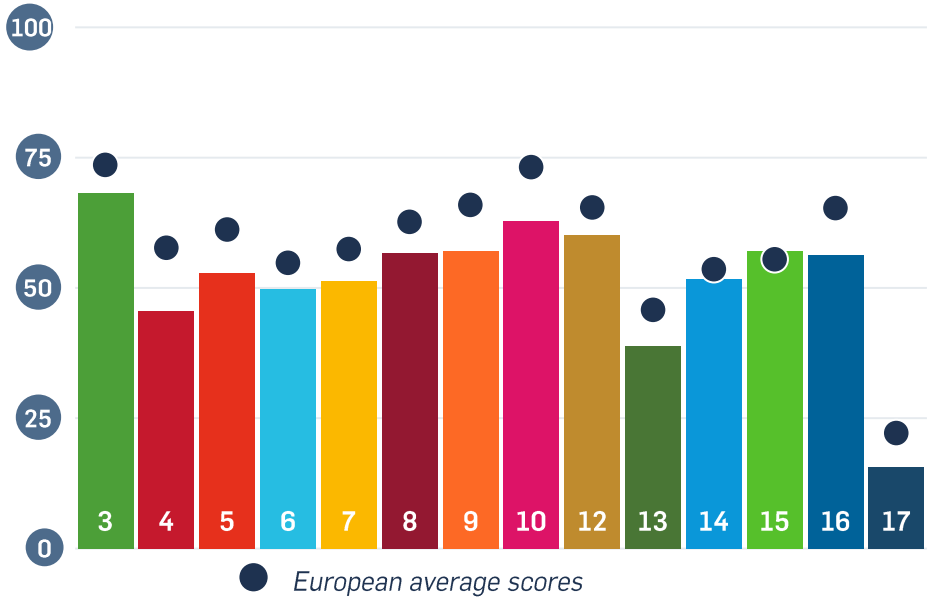

Goal / Target	Score	Europe average	Score Margin of error (±)	Indicators Reliability
SDG 3 - Good Health and Well Being	**68.2**	**73.6**	***1.8***	***84.5%***
Target 3.8 - Universal health coverage	61.6	65.8	*2.7*	*85.7%*
Target 3.9 - Reduce deaths from hazardous chemicals	74.7	81.4	*2.3*	*83.3%*
SDG 4 - Quality Education	**45.6**	**57.7**	***1.6***	***100.0%***
Target 4.3 - Equal access to quality tertiary education	65.3	77.8	*2.8*	*100.0%*
Target 4.7 - Skills for sustainable development	25.9	37.6	*1.6*	*100.0%*
SDG 5 - Gender Equality	**52.8**	**61.2**	***1.5***	***86.7%***
Target 5.1 - End discrimination against women and girls	62.8	73.1	*2.0*	*83.3%*
Target 5.5 - Women's participation and equal access to leadership	42.8	49.2	*2.3*	*90.0%*
SDG 6 - Water and Sanitation	**49.9**	**54.8**	***1.2***	***86.1%***
Target 6.3 - Improve water quality and reduce pollution	80.3	83.2	*1.9*	*83.3%*
Target 6.4 - Water-use efficiency and sustainable withdrawals	60.5	67.5	*2.4*	*100.0%*
Target 6.5 - Integrated water resources management	8.8	13.8	*1.7*	*75.0%*

DENMARK

Goal / Target	Score	Europe average	Score Margin of error (±)	Indicators Reliability
SDG 7 - Affordable and Clean Energy	**51.4**	**57.4**	***2.0***	***92.9%***
Target 7.2 - Increase the share of renewable energy	70.5	76.9	*3.2*	*85.7%*
Target 7.3 - Double the rate of energy efficiency improvement	32.3	38.0	*2.5*	*100.0%*
SDG 8 - Decent Work and Economic Growth	**56.8**	**62.7**	***1.1***	***84.1%***
Target 8.5 - Full productive employment and decent work for all	55.0	60.5	*2.0*	*85.7%*
Target 8.7 - End forced labor, modern slavery and child labor	54.0	58.5	*2.2*	*83.3%*
Target 8.8 - Protect labor rights and safe working environments	61.3	69.0	*1.7*	*83.3%*
SDG 9 - Industry, Innovation and Infrastructure	**57.1**	**65.9**	***2.6***	***100.0%***
Target 9.4 - Upgrade infrastructure and retrofit industries				
SDG 10 - Reduced Inequalities	**62.8**	**73.1**	***2.0***	***83.3%***
Target 10.2 - Promote social, economic and political inclusion				
Target 10.3 - Equal opportunity and reduced inequalities				
SDG 12 - Responsible Consumption and Production	**60.2**	**65.4**	***2.4***	***87.5%***
Target 12.4 - Sound management of chemicals and wastes				
Target 12.5 - Reduce waste: prevention, recycling and reuse				

Goal / Target	Score	Europe average	Score Margin of error (±)	Indicators Reliability
SDG 13 - Climate Action	**38.8**	**45.8**	***1.6***	***90.3%***
Target 13.1 - Strengthen resilience to climate-related hazards	56.6	63.8	*2.7*	*83.3%*
Target 13.2 - Integrate climate measures into national policies	39.9	44.8	*2.6*	*87.5%*
Target 13.3 - Climate change education and awareness	20.1	28.8	*3.1*	*100.0%*
SDG 14 - Life Below Water	**51.7**	**53.6**	***1.8***	***86.1%***
Target 14.1 - Prevent and reduce marine pollution	60.2	65.4	*1.2*	*88.9%*
Target 14.2 - Manage and protect marine and coastal ecosystems	43.2	41.7	*3.3*	*83.3%*
SDG 15 - Life on Land	**57.1**	**55.5**	***2.5***	***100.0%***
Target 15.1 - Conserve and restore terrestrial and freshwater ecosystems				
Target 15.2 - Sustainably manage all types of forests				
Target 15.5 - Halt habitat degradation and biodiversity loss				
SDG 16 - Peace, Justice and Strong Institutions	**56.4**	**65.3**	***2.9***	***100.0%***
Target 16.5 - Substantially reduce corruption and bribery				
SDG 17 - Partnerships for the Goals	**15.6**	**22.1**	***2.1***	***100.0%***
Target 17.17 - Encourage public, public-private and civil society partnerships				

FINLAND

Network launched in: **2018**

Total of participants: **288**

- **167** companies 250+ employees
- **108** SMEs
- **13** non-business

Breakdown of Finnish responding participants

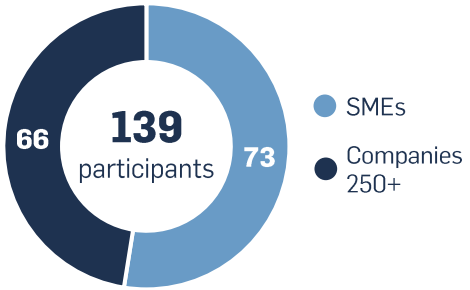

Finnish UNGC participant companies' contribution scores by SDG

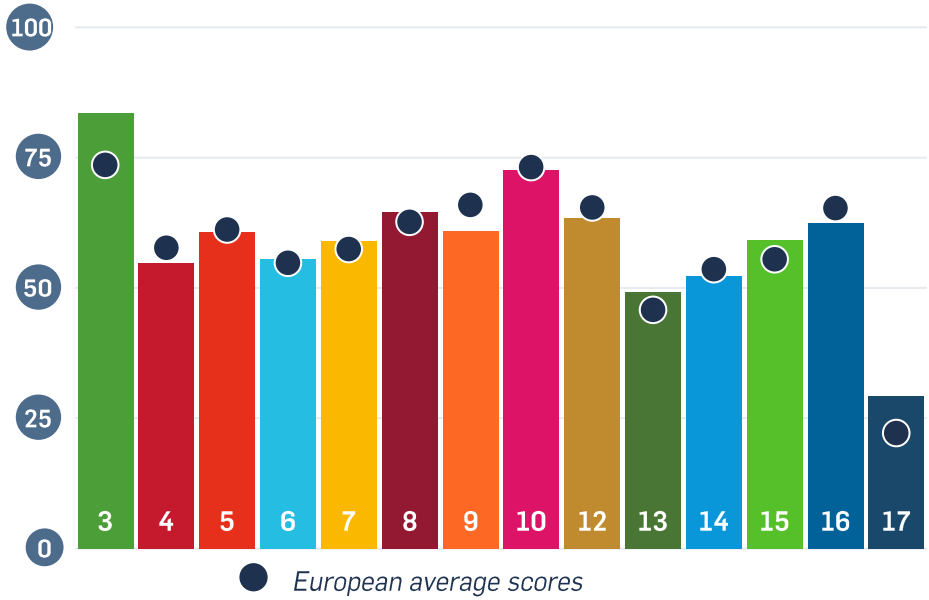

Goal / Target	Score	Europe average	Score Margin of error (±)	Indicators Reliability
SDG 3 - Good Health and Well Being	**83.6**	**73.6**	***1.9***	***76.2%***
Target 3.8 - Universal health coverage	78.7	65.8	*3.0*	*85.7%*
Target 3.9 - Reduce deaths from hazardous chemicals	88.5	81.4	*2.4*	*66.7%*
SDG 4 - Quality Education	**54.7**	**57.7**	***2.3***	***100.0%***
Target 4.3 - Equal access to quality tertiary education	74.0	77.8	*3.8*	*100.0%*
Target 4.7 - Skills for sustainable development	35.4	37.6	*2.7*	*100.0%*
SDG 5 - Gender Equality	**60.8**	**61.2**	***2.1***	***86.7%***
Target 5.1 - End discrimination against women and girls	72.7	73.1	*2.6*	*83.3%*
Target 5.5 - Women's participation and equal access to leadership	48.9	49.2	*3.4*	*90.0%*
SDG 6 - Water and Sanitation	**55.6**	**54.8**	***1.8***	***84.1%***
Target 6.3 - Improve water quality and reduce pollution	84.6	83.2	*2.6*	*66.7%*
Target 6.4 - Water-use efficiency and sustainable withdrawals	67.1	67.5	*3.4*	*85.7%*
Target 6.5 - Integrated water resources management	14.9	13.8	*3.2*	*100.0%*

FINLAND

Goal / Target	Score	Europe average	Score Margin of error (±)	Indicators Reliability
SDG 7 - Affordable and Clean Energy	**59.0**	**57.4**	***2.9***	***92.9%***
Target 7.2 - Increase the share of renewable energy	76.6	76.9	*4.4*	*85.7%*
Target 7.3 - Double the rate of energy efficiency improvement	41.3	38.0	*3.8*	*100.0%*
SDG 8 - Decent Work and Economic Growth	**64.5**	**62.7**	***1.6***	***84.1%***
Target 8.5 - Full productive employment and decent work for all	68.4	60.5	*2.5*	*85.7%*
Target 8.7 - End forced labor, modern slavery and child labor	54.6	58.5	*3.2*	*83.3%*
Target 8.8 - Protect labor rights and safe working environments	70.5	69.0	*2.4*	*83.3%*
SDG 9 - Industry, Innovation and Infrastructure	**60.9**	**65.9**	***3.7***	***85.7%***
Target 9.4 - Upgrade infrastructure and retrofit industries				
SDG 10 - Reduced Inequalities	**72.7**	**73.1**	***2.6***	***83.3%***
Target 10.2 - Promote social, economic and political inclusion				
Target 10.3 - Equal opportunity and reduced inequalities				
SDG 12 - Responsible Consumption and Production	**63.4**	**65.4**	***3.7***	***75.0%***
Target 12.4 - Sound management of chemicals and wastes				
Target 12.5 - Reduce waste: prevention, recycling and reuse				

Goal / Target	Score	Europe average	Score Margin of error (±)	Indicators Reliability
SDG 13 - Climate Action	**49.2**	**45.8**	***2.5***	***90.3%***
Target 13.1 - Strengthen resilience to climate-related hazards	63.6	63.8	*3.8*	*83.3%*
Target 13.2 - Integrate climate measures into national policies	49.9	44.8	*3.9*	*87.5%*
Target 13.3 - Climate change education and awareness	34.0	28.8	*5.1*	*100.0%*
SDG 14 - Life Below Water	**52.2**	**53.6**	***2.6***	***86.1%***
Target 14.1 - Prevent and reduce marine pollution	63.4	65.4	*1.6*	*88.9%*
Target 14.2 - Manage and protect marine and coastal ecosystems	41.1	41.7	*5.0*	*83.3%*
SDG 15 - Life on Land	**59.2**	**55.5**	***3.7***	***85.7%***
Target 15.1 - Conserve and restore terrestrial and freshwater ecosystems				
Target 15.2 - Sustainably manage all types of forests				
Target 15.5 - Halt habitat degradation and biodiversity loss				
SDG 16 - Peace, Justice and Strong Institutions	**62.5**	**65.3**	***4.3***	***80.0%***
Target 16.5 - Substantially reduce corruption and bribery				
SDG 17 - Partnerships for the Goals	**29.4**	**22.1**	***3.3***	***100.0%***
Target 17.17 - Encourage public, public-private and civil society partnerships				

FRANCE

Network launched in: **2003**

Total of participants: **2,320**

- **944** companies 250+ employees
- **1,317** SMEs
- **59** non-business

Breakdown of French responding participants

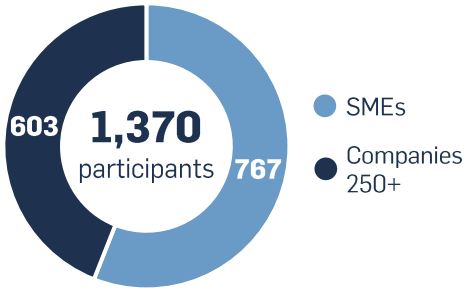

French UNGC participant companies' contribution scores by SDG

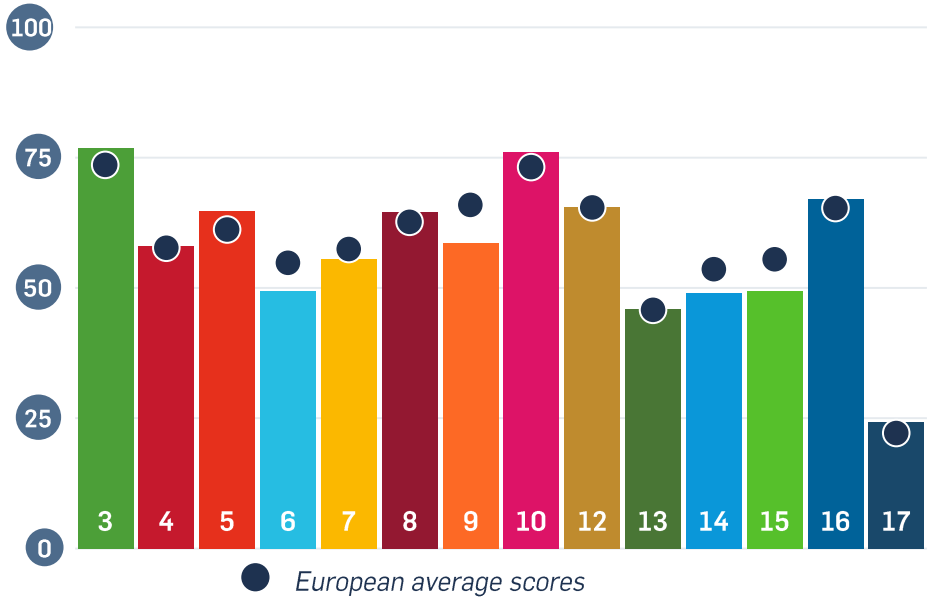

Goal / Target	Score	Europe average	Score Margin of error (±)	Indicators Reliability
SDG 3 - Good Health and Well Being	**76.8**	**73.6**	***0.7***	***84.5%***
Target 3.8 - Universal health coverage	72.1	65.8	*1.1*	*85.7%*
Target 3.9 - Reduce deaths from hazardous chemicals	81.6	81.4	*0.9*	*83.3%*
SDG 4 - Quality Education	**58.1**	**57.7**	***0.7***	***100.0%***
Target 4.3 - Equal access to quality tertiary education	80.8	77.8	*1.1*	*100.0%*
Target 4.7 - Skills for sustainable development	35.3	37.6	*0.8*	*100.0%*
SDG 5 - Gender Equality	**64.8**	**61.2**	***0.7***	***86.7%***
Target 5.1 - End discrimination against women and girls	76.1	73.1	*0.8*	*83.3%*
Target 5.5 - Women's participation and equal access to leadership	53.5	49.2	*1.1*	*90.0%*
SDG 6 - Water and Sanitation	**49.3**	**54.8**	***0.6***	***100.0%***
Target 6.3 - Improve water quality and reduce pollution	77.4	83.2	*1.0*	*100.0%*
Target 6.4 - Water-use efficiency and sustainable withdrawals	58.5	67.5	*1.1*	*100.0%*
Target 6.5 - Integrated water resources management	12.1	13.8	*0.9*	*100.0%*

FRANCE

Goal / Target	Score	Europe average	Score Margin of error (±)	Indicators Reliability
SDG 7 - Affordable and Clean Energy	**55.6**	**57.4**	***0.9***	***100.0%***
Target 7.2 - Increase the share of renewable energy	71.4	76.9	*1.4*	*100.0%*
Target 7.3 - Double the rate of energy efficiency improvement	39.8	38.0	*1.2*	*100.0%*
SDG 8 - Decent Work and Economic Growth	**64.5**	**62.7**	***0.5***	***84.1%***
Target 8.5 - Full productive employment and decent work for all	64.7	60.5	*0.8*	*85.7%*
Target 8.7 - End forced labor, modern slavery and child labor	57.5	58.5	*1.0*	*83.3%*
Target 8.8 - Protect labor rights and safe working environments	71.2	69.0	*0.7*	*83.3%*
SDG 9 - Industry, Innovation and Infrastructure	**58.7**	**65.9**	***1.1***	***100.0%***
Target 9.4 - Upgrade infrastructure and retrofit industries				
SDG 10 - Reduced Inequalities	**76.1**	**73.1**	***0.8***	***83.3%***
Target 10.2 - Promote social, economic and political inclusion				
Target 10.3 - Equal opportunity and reduced inequalities				
SDG 12 - Responsible Consumption and Production	**65.4**	**65.4**	***1.1***	***100.0%***
Target 12.4 - Sound management of chemicals and wastes				
Target 12.5 - Reduce waste: prevention, recycling and reuse				

Goal / Target	Score	Europe average	Score Margin of error (±)	Indicators Reliability
SDG 13 - Climate Action	**45.9**	**45.8**	***0.8***	***100.0%***
Target 13.1 - Strengthen resilience to climate-related hazards	59.2	63.8	*1.2*	*100.0%*
Target 13.2 - Integrate climate measures into national policies	46.8	44.8	*1.2*	*100.0%*
Target 13.3 - Climate change education and awareness	31.8	28.8	*1.6*	*100.0%*
SDG 14 - Life Below Water	**49.0**	**53.6**	***0.7***	***100.0%***
Target 14.1 - Prevent and reduce marine pollution	65.4	65.4	*0.6*	*100.0%*
Target 14.2 - Manage and protect marine and coastal ecosystems	32.6	41.7	*1.3*	*100.0%*
SDG 15 - Life on Land	**49.5**	**55.5**	***1.2***	***100.0%***
Target 15.1 - Conserve and restore terrestrial and freshwater ecosystems				
Target 15.2 - Sustainably manage all types of forests				
Target 15.5 - Halt habitat degradation and biodiversity loss				
SDG 16 - Peace, Justice and Strong Institutions	**67.0**	**65.3**	***1.3***	***100.0%***
Target 16.5 - Substantially reduce corruption and bribery				
SDG 17 - Partnerships for the Goals	**24.2**	**22.1**	***1.2***	***100.0%***
Target 17.17 - Encourage public, public-private and civil society partnerships				

GERMANY

Network launched in: **2004**

Total of participants: **1,293**

- **693** companies 250+ employees
- **553** SMEs
- **47** non-business

Breakdown of German responding participants

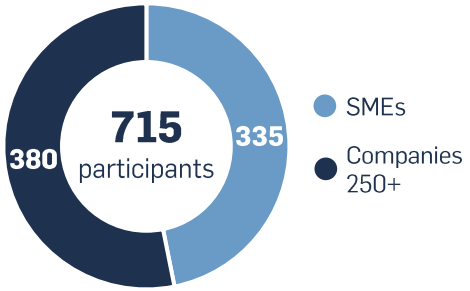

German UNGC participant companies' contribution scores by SDG

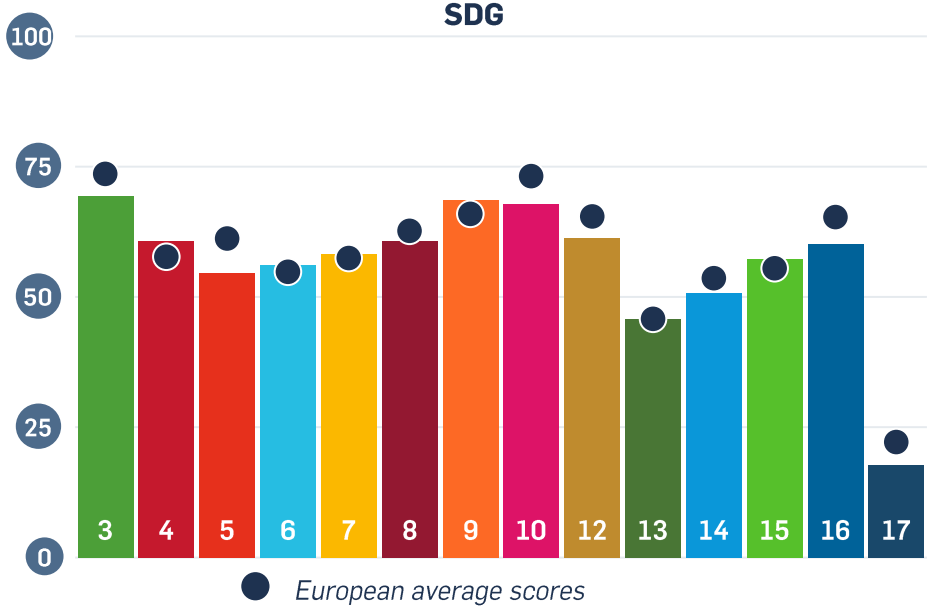

Goal / Target	Score	Europe average	Score Margin of error (±)	Indicators Reliability
SDG 3 - Good Health and Well Being	**69.3**	**73.6**	***1.3***	***84.5%***
Target 3.8 - Universal health coverage	59.8	65.8	*2.0*	*85.7%*
Target 3.9 - Reduce deaths from hazardous chemicals	78.9	81.4	*1.5*	*83.3%*
SDG 4 - Quality Education	**60.6**	**57.7**	***1.0***	***100.0%***
Target 4.3 - Equal access to quality tertiary education	77.9	77.8	*1.6*	*100.0%*
Target 4.7 - Skills for sustainable development	43.4	37.6	*1.2*	*100.0%*
SDG 5 - Gender Equality	**54.6**	**61.2**	***1.0***	***86.7%***
Target 5.1 - End discrimination against women and girls	67.9	73.1	*1.3*	*83.3%*
Target 5.5 - Women's participation and equal access to leadership	41.4	49.2	*1.5*	*90.0%*
SDG 6 - Water and Sanitation	**56.1**	**54.8**	***0.8***	***94.4%***
Target 6.3 - Improve water quality and reduce pollution	83.2	83.2	*1.2*	*83.3%*
Target 6.4 - Water-use efficiency and sustainable withdrawals	71.0	67.5	*1.4*	*100.0%*
Target 6.5 - Integrated water resources management	14.1	13.8	*1.4*	*100.0%*

GERMANY

Goal / Target	Score	Europe average	Score Margin of error (±)	Indicators Reliability
SDG 7 - Affordable and Clean Energy	**58.2**	**57.4**	***1.2***	***92.9%***
Target 7.2 - Increase the share of renewable energy	79.7	76.9	*1.7*	*85.7%*
Target 7.3 - Double the rate of energy efficiency improvement	36.7	38.0	*1.7*	*100.0%*
SDG 8 - Decent Work and Economic Growth	**60.7**	**62.7**	***0.7***	***84.1%***
Target 8.5 - Full productive employment and decent work for all	56.2	60.5	*1.3*	*85.7%*
Target 8.7 - End forced labor, modern slavery and child labor	59.7	58.5	*1.4*	*83.3%*
Target 8.8 - Protect labor rights and safe working environments	66.3	69.0	*1.1*	*83.3%*
SDG 9 - Industry, Innovation and Infrastructure	**68.6**	**65.9**	***1.5***	***100.0%***
Target 9.4 - Upgrade infrastructure and retrofit industries				
SDG 10 - Reduced Inequalities	**67.9**	**73.1**	***1.3***	***83.3%***
Target 10.2 - Promote social, economic and political inclusion				
Target 10.3 - Equal opportunity and reduced inequalities				
SDG 12 - Responsible Consumption and Production	**61.4**	**65.4**	***1.6***	***87.5%***
Target 12.4 - Sound management of chemicals and wastes				
Target 12.5 - Reduce waste: prevention, recycling and reuse				

Goal / Target	Score	Europe average	Score Margin of error (±)	Indicators Reliability
SDG 13 - Climate Action	**45.7**	**45.8**	***1.1***	***90.3%***
Target 13.1 - Strengthen resilience to climate-related hazards	66.3	63.8	*1.7*	*83.3%*
Target 13.2 - Integrate climate measures into national policies	42.8	44.8	*1.8*	*87.5%*
Target 13.3 - Climate change education and awareness	28.1	28.8	*2.3*	*100.0%*
SDG 14 - Life Below Water	**50.8**	**53.6**	***1.1***	***86.1%***
Target 14.1 - Prevent and reduce marine pollution	61.4	65.4	*0.8*	*88.9%*
Target 14.2 - Manage and protect marine and coastal ecosystems	40.3	41.7	*2.1*	*83.3%*
SDG 15 - Life on Land	**57.3**	**55.5**	***1.6***	***100.0%***
Target 15.1 - Conserve and restore terrestrial and freshwater ecosystems				
Target 15.2 - Sustainably manage all types of forests				
Target 15.5 - Halt habitat degradation and biodiversity loss				
SDG 16 - Peace, Justice and Strong Institutions	**60.1**	**65.3**	***2.2***	***80.0%***
Target 16.5 - Substantially reduce corruption and bribery				
SDG 17 - Partnerships for the Goals	**17.7**	**22.1**	***1.3***	***100.0%***
Target 17.17 - Encourage public, public-private and civil society partnerships				

GREECE

Network launched in: **2008**

Total of participants: **173**

- **71** companies 250+ employees
- **82** SMEs
- **20** non-business

Breakdown of Greek responding participants

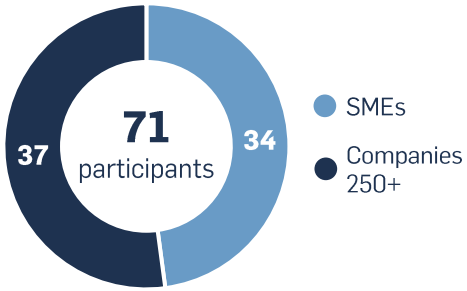

Greek UNGC participant companies' contribution scores by SDG

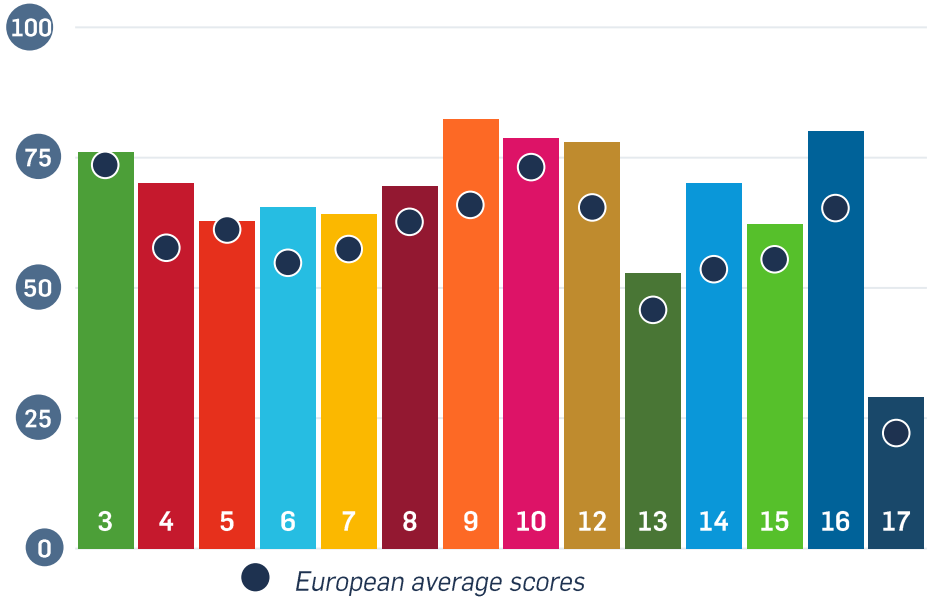

Goal / Target	Score	Europe average	Score Margin of error (±)	Indicators Reliability
SDG 3 - Good Health and Well Being	**76.1**	**73.6**	***3.4***	***70.2%***
Target 3.8 - Universal health coverage	69.2	65.8	*5.7*	*57.1%*
Target 3.9 - Reduce deaths from hazardous chemicals	82.9	81.4	*3.8*	*83.3%*
SDG 4 - Quality Education	**70.1**	**57.7**	***2.8***	***75.0%***
Target 4.3 - Equal access to quality tertiary education	86.3	77.8	*4.2*	*50.0%*
Target 4.7 - Skills for sustainable development	53.9	37.6	*3.6*	*100.0%*
SDG 5 - Gender Equality	**62.8**	**61.2**	***3.2***	***68.3%***
Target 5.1 - End discrimination against women and girls	78.8	73.1	*3.3*	*66.7%*
Target 5.5 - Women's participation and equal access to leadership	46.8	49.2	*5.5*	*70.0%*
SDG 6 - Water and Sanitation	**65.6**	**54.8**	***2.3***	***59.9%***
Target 6.3 - Improve water quality and reduce pollution	91.5	83.2	*2.7*	*33.3%*
Target 6.4 - Water-use efficiency and sustainable withdrawals	83.0	67.5	*3.7*	*71.4%*
Target 6.5 - Integrated water resources management	22.2	13.8	*5.3*	*75.0%*

GREECE

Goal / Target	Score	Europe average	Score Margin of error (±)	Indicators Reliability
SDG 7 - Affordable and Clean Energy	**64.2**	**57.4**	***3.6***	***54.3%***
Target 7.2 - Increase the share of renewable energy	87.7	76.9	*4.4*	*28.6%*
Target 7.3 - Double the rate of energy efficiency improvement	40.8	38.0	*5.8*	*80.0%*
SDG 8 - Decent Work and Economic Growth	**69.5**	**62.7**	***2.2***	***69.0%***
Target 8.5 - Full productive employment and decent work for all	62.8	60.5	*4.3*	*57.1%*
Target 8.7 - End forced labor, modern slavery and child labor	69.6	58.5	*3.9*	*83.3%*
Target 8.8 - Protect labor rights and safe working environments	76.1	69.0	*2.9*	*66.7%*
SDG 9 - Industry, Innovation and Infrastructure	**82.5**	**65.9**	***3.8***	***71.4%***
Target 9.4 - Upgrade infrastructure and retrofit industries				
SDG 10 - Reduced Inequalities	**78.8**	**73.1**	***3.3***	***66.7%***
Target 10.2 - Promote social, economic and political inclusion				
Target 10.3 - Equal opportunity and reduced inequalities				
SDG 12 - Responsible Consumption and Production	**78.1**	**65.4**	***4.2***	***50.0%***
Target 12.4 - Sound management of chemicals and wastes				
Target 12.5 - Reduce waste: prevention, recycling and reuse				

Goal / Target	Score	Europe average	Score Margin of error (±)	Indicators Reliability
SDG 13 - Climate Action	**52.9**	**45.8**	***3.3***	***69.4%***
Target 13.1 - Strengthen resilience to climate-related hazards	77.2	63.8	*4.4*	*33.3%*
Target 13.2 - Integrate climate measures into national policies	45.6	44.8	*5.7*	*75.0%*
Target 13.3 - Climate change education and awareness	35.9	28.8	*6.8*	*100.0%*
SDG 14 - Life Below Water	**70.2**	**53.6**	***3.0***	***66.7%***
Target 14.1 - Prevent and reduce marine pollution	78.1	65.4	*1.8*	*66.7%*
Target 14.2 - Manage and protect marine and coastal ecosystems	62.3	41.7	*5.7*	*66.7%*
SDG 15 - Life on Land	**62.2**	**55.5**	***5.7***	***71.4%***
Target 15.1 - Conserve and restore terrestrial and freshwater ecosystems				
Target 15.2 - Sustainably manage all types of forests				
Target 15.5 - Halt habitat degradation and biodiversity loss				
SDG 16 - Peace, Justice and Strong Institutions	**80.1**	**65.3**	***4.5***	***40.0%***
Target 16.5 - Substantially reduce corruption and bribery				
SDG 17 - Partnerships for the Goals	**29.1**	**22.1**	***6.1***	***100.0%***
Target 17.17 - Encourage public, public-private and civil society partnerships				

IRELAND

Network launched in: **2024**

Total of participants: **76**

- **39** companies 250+ employees
- **30** SMEs
- **7** non-business

Breakdown of Irish responding participants

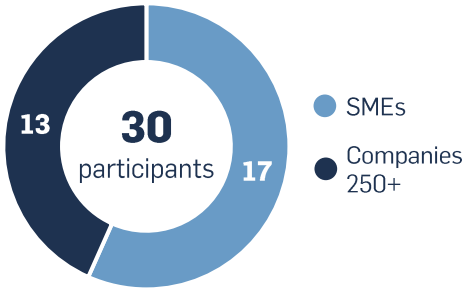

Irish UNGC participant companies' contribution scores by SDG

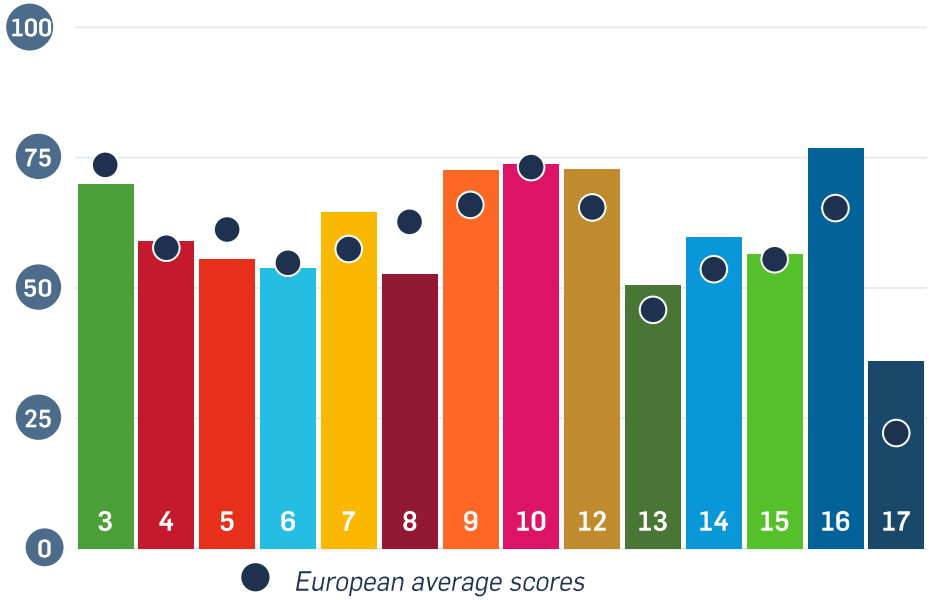

Goal / Target	Score	Europe average	Score Margin of error (±)	Indicators Reliability
SDG 3 - Good Health and Well Being	**69.9**	**73.6**	***6.3***	***23.8%***
Target 3.8 - Universal health coverage	53.2	65.8	*11.2*	*14.3%*
Target 3.9 - Reduce deaths from hazardous chemicals	86.5	81.4	*5.6*	*33.3%*
SDG 4 - Quality Education	**59.1**	**57.7**	***4.8***	***36.4%***
Target 4.3 - Equal access to quality tertiary education	77.6	77.8	*8.1*	*0.0%*
Target 4.7 - Skills for sustainable development	40.5	37.6	*5.4*	*72.7%*
SDG 5 - Gender Equality	**55.6**	**61.2**	***5.7***	***31.7%***
Target 5.1 - End discrimination against women and girls	73.7	73.1	*5.5*	*33.3%*
Target 5.5 - Women's participation and equal access to leadership	37.5	49.2	*10.0*	*30.0%*
SDG 6 - Water and Sanitation	**53.8**	**54.8**	***4.2***	***38.5%***
Target 6.3 - Improve water quality and reduce pollution	86.7	83.2	*5.0*	*33.3%*
Target 6.4 - Water-use efficiency and sustainable withdrawals	56.1	67.5	*9.0*	*57.1%*
Target 6.5 - Integrated water resources management	18.6	13.8	*7.3*	*25.0%*

IRELAND

Goal / Target	Score	Europe average	Score Margin of error (±)	Indicators Reliability
SDG 7 - Affordable and Clean Energy	**64.6**	**57.4**	***5.4***	***7.1%***
Target 7.2 - Increase the share of renewable energy	86.3	76.9	*6.5*	*14.3%*
Target 7.3 - Double the rate of energy efficiency improvement	42.9	38.0	*8.7*	*0.0%*
SDG 8 - Decent Work and Economic Growth	**52.6**	**62.7**	***4.4***	***25.1%***
Target 8.5 - Full productive employment and decent work for all	53.6	60.5	*7.6*	*14.3%*
Target 8.7 - End forced labor, modern slavery and child labor	46.2	58.5	*8.3*	*33.3%*
Target 8.8 - Protect labor rights and safe working environments	58.1	69.0	*6.6*	*27.8%*
SDG 9 - Industry, Innovation and Infrastructure	**72.6**	**65.9**	***6.8***	***57.1%***
Target 9.4 - Upgrade infrastructure and retrofit industries				
SDG 10 - Reduced Inequalities	**73.7**	**73.1**	***5.5***	***33.3%***
Target 10.2 - Promote social, economic and political inclusion				
Target 10.3 - Equal opportunity and reduced inequalities				
SDG 12 - Responsible Consumption and Production	**72.8**	**65.4**	***6.7***	***50.0%***
Target 12.4 - Sound management of chemicals and wastes				
Target 12.5 - Reduce waste: prevention, recycling and reuse				

Goal / Target	Score	Europe average	Score Margin of error (±)	Indicators Reliability
SDG 13 - Climate Action	**50.5**	**45.8**	***5.2***	***19.4%***
Target 13.1 - Strengthen resilience to climate-related hazards	69.8	63.8	*8.2*	*0.0%*
Target 13.2 - Integrate climate measures into national policies	47.0	44.8	*8.4*	*25.0%*
Target 13.3 - Climate change education and awareness	34.8	28.8	*10.4*	*33.3%*
SDG 14 - Life Below Water	**59.8**	**53.6**	***4.8***	***44.4%***
Target 14.1 - Prevent and reduce marine pollution	72.8	65.4	*3.1*	*55.6%*
Target 14.2 - Manage and protect marine and coastal ecosystems	46.7	41.7	*9.2*	*33.3%*
SDG 15 - Life on Land	**56.4**	**55.5**	***8.6***	***57.1%***
Target 15.1 - Conserve and restore terrestrial and freshwater ecosystems				
Target 15.2 - Sustainably manage all types of forests				
Target 15.5 - Halt habitat degradation and biodiversity loss				
SDG 16 - Peace, Justice and Strong Institutions	**76.9**	**65.3**	***7.2***	***20.0%***
Target 16.5 - Substantially reduce corruption and bribery				
SDG 17 - Partnerships for the Goals	**36.0**	**22.1**	***8.9***	***33.3%***
Target 17.17 - Encourage public, public-private and civil society partnerships				

ITALY

Network launched in: **2002**

Total of participants: **836**

- **354** companies 250+ employees
- **433** SMEs
- **49** non-business

Breakdown of Italian responding participants

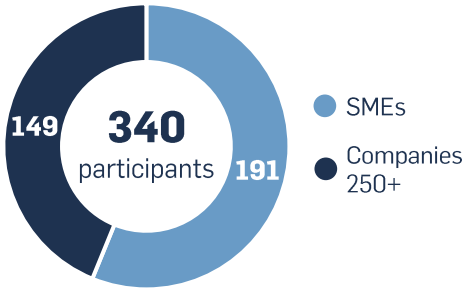

Italian UNGC participant companies' contribution scores by SDG

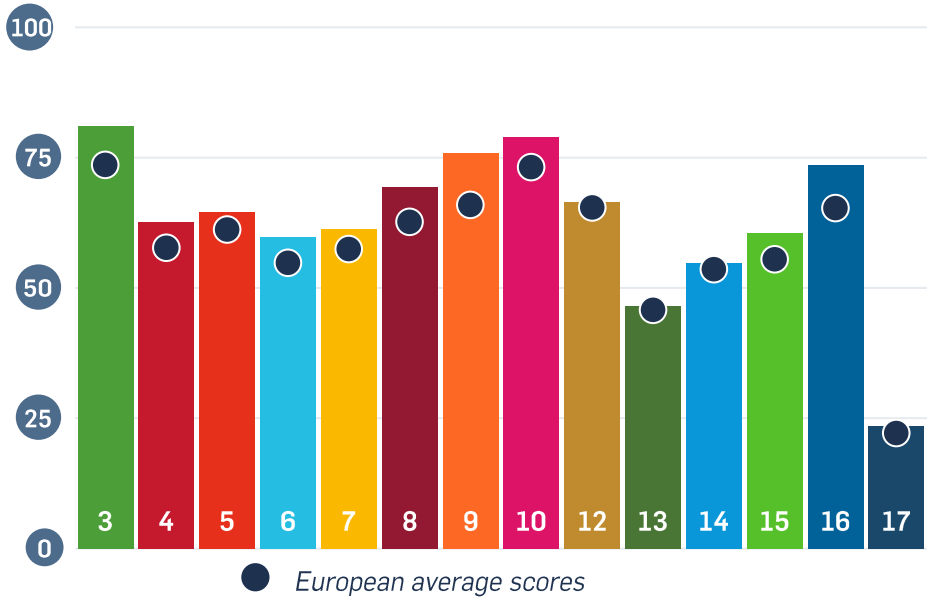

Goal / Target	Score	Europe average	Score Margin of error (±)	Indicators Reliability
SDG 3 - Good Health and Well Being	**81.0**	**73.6**	***1.3***	***84.5%***
Target 3.8 - Universal health coverage	72.5	65.8	*2.3*	*85.7%*
Target 3.9 - Reduce deaths from hazardous chemicals	89.4	81.4	*1.4*	*83.3%*
SDG 4 - Quality Education	**62.7**	**57.7**	***1.3***	***100.0%***
Target 4.3 - Equal access to quality tertiary education	83.6	77.8	*2.0*	*100.0%*
Target 4.7 - Skills for sustainable development	41.8	37.6	*1.7*	*100.0%*
SDG 5 - Gender Equality	**64.5**	**61.2**	***1.3***	***86.7%***
Target 5.1 - End discrimination against women and girls	79.0	73.1	*1.5*	*83.3%*
Target 5.5 - Women's participation and equal access to leadership	50.1	49.2	*2.2*	*90.0%*
SDG 6 - Water and Sanitation	**59.7**	**54.8**	***1.1***	***84.1%***
Target 6.3 - Improve water quality and reduce pollution	88.0	83.2	*1.4*	*66.7%*
Target 6.4 - Water-use efficiency and sustainable withdrawals	76.0	67.5	*1.9*	*85.7%*
Target 6.5 - Integrated water resources management	15.1	13.8	*2.1*	*100.0%*

ITALY

Goal / Target	Score	Europe average	Score Margin of error (±)	Indicators Reliability
SDG 7 - Affordable and Clean Energy	**61.3**	**57.4**	***1.7***	***85.7%***
Target 7.2 - Increase the share of renewable energy	83.5	76.9	*2.3*	*71.4%*
Target 7.3 - Double the rate of energy efficiency improvement	39.2	38.0	*2.6*	*100.0%*
SDG 8 - Decent Work and Economic Growth	**69.3**	**62.7**	***0.9***	***84.1%***
Target 8.5 - Full productive employment and decent work for all	66.6	60.5	*1.7*	*85.7%*
Target 8.7 - End forced labor, modern slavery and child labor	66.2	58.5	*1.8*	*83.3%*
Target 8.8 - Protect labor rights and safe working environments	75.1	69.0	*1.3*	*83.3%*
SDG 9 - Industry, Innovation and Infrastructure	**75.8**	**65.9**	***2.0***	***85.7%***
Target 9.4 - Upgrade infrastructure and retrofit industries				
SDG 10 - Reduced Inequalities	**79.0**	**73.1**	***1.5***	***83.3%***
Target 10.2 - Promote social, economic and political inclusion				
Target 10.3 - Equal opportunity and reduced inequalities				
SDG 12 - Responsible Consumption and Production	**66.5**	**65.4**	***2.3***	***75.0%***
Target 12.4 - Sound management of chemicals and wastes				
Target 12.5 - Reduce waste: prevention, recycling and reuse				

Goal / Target	Score	Europe average	Score Margin of error (±)	Indicators Reliability
SDG 13 - Climate Action	**46.6**	**45.8**	***1.5***	***94.4%***
Target 13.1 - Strengthen resilience to climate-related hazards	68.5	63.8	*2.4*	*83.3%*
Target 13.2 - Integrate climate measures into national policies	44.2	44.8	*2.5*	*100.0%*
Target 13.3 - Climate change education and awareness	27.0	28.8	*3.0*	*100.0%*
SDG 14 - Life Below Water	**54.7**	**53.6**	***1.6***	***86.1%***
Target 14.1 - Prevent and reduce marine pollution	66.5	65.4	*0.8*	*88.9%*
Target 14.2 - Manage and protect marine and coastal ecosystems	42.9	41.7	*3.1*	*83.3%*
SDG 15 - Life on Land	**60.6**	**55.5**	***2.4***	***85.7%***
Target 15.1 - Conserve and restore terrestrial and freshwater ecosystems				
Target 15.2 - Sustainably manage all types of forests				
Target 15.5 - Halt habitat degradation and biodiversity loss				
SDG 16 - Peace, Justice and Strong Institutions	**73.6**	**65.3**	***2.4***	***80.0%***
Target 16.5 - Substantially reduce corruption and bribery				
SDG 17 - Partnerships for the Goals	**23.5**	**22.1**	***2.4***	***100.0%***
Target 17.17 - Encourage public, public-private and civil society partnerships				

NETHERLANDS

Network launched in: **2007**

Total of participants: **387**

- **186** companies 250+ employees
- **173** SMEs
- **28** non-business

Breakdown of Dutch responding participants

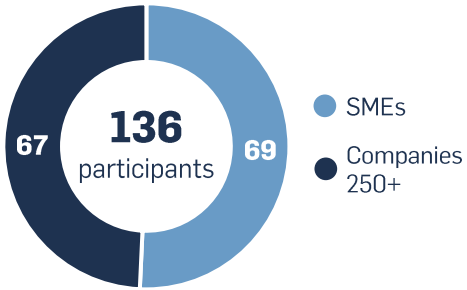

Dutch UNGC participant companies' contribution scores by SDG

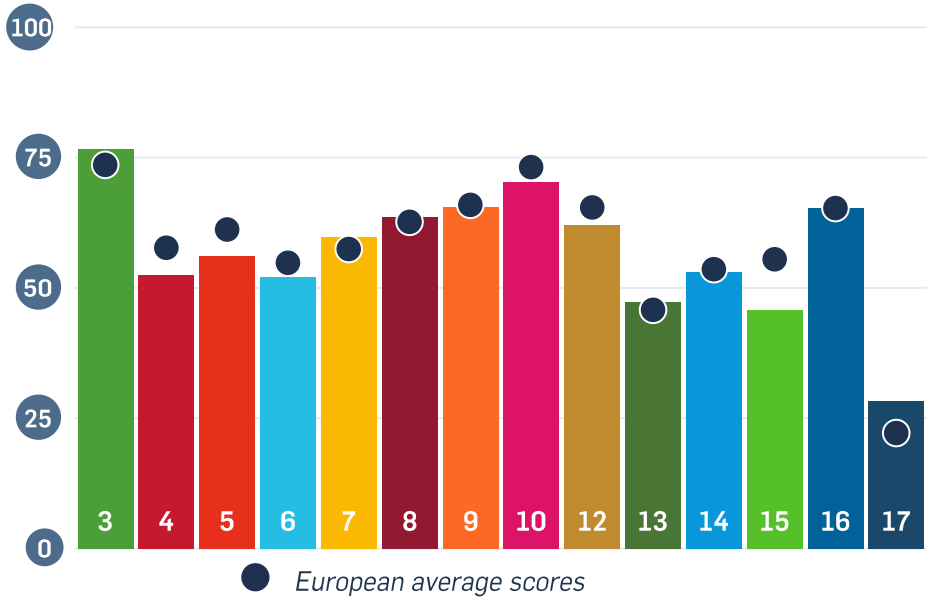

Goal / Target	Score	Europe average	Score Margin of error (±)	Indicators Reliability
SDG 3 - Good Health and Well Being	**76.6**	**73.6**	***2.3***	***84.5%***
Target 3.8 - Universal health coverage	67.0	65.8	*3.9*	*85.7%*
Target 3.9 - Reduce deaths from hazardous chemicals	86.2	81.4	*2.5*	*83.3%*
SDG 4 - Quality Education	**52.6**	**57.7**	***2.4***	***95.5%***
Target 4.3 - Equal access to quality tertiary education	71.8	77.8	*4.0*	*100.0%*
Target 4.7 - Skills for sustainable development	33.3	37.6	*2.7*	*90.9%*
SDG 5 - Gender Equality	**56.0**	**61.2**	***2.2***	***86.7%***
Target 5.1 - End discrimination against women and girls	70.3	73.1	*2.7*	*83.3%*
Target 5.5 - Women's participation and equal access to leadership	41.7	49.2	*3.6*	*90.0%*
SDG 6 - Water and Sanitation	**52.2**	**54.8**	***1.8***	***76.6%***
Target 6.3 - Improve water quality and reduce pollution	80.9	83.2	*2.8*	*83.3%*
Target 6.4 - Water-use efficiency and sustainable withdrawals	62.8	67.5	*3.6*	*71.4%*
Target 6.5 - Integrated water resources management	12.8	13.8	*3.1*	*75.0%*

NETHERLANDS

Goal / Target	Score	Europe average	Score Margin of error (±)	Indicators Reliability
SDG 7 - Affordable and Clean Energy	**59.8**	**57.4**	***2.9***	***85.7%***
Target 7.2 - Increase the share of renewable energy	77.5	76.9	*4.1*	*71.4%*
Target 7.3 - Double the rate of energy efficiency improvement	42.1	38.0	*4.0*	*100.0%*
SDG 8 - Decent Work and Economic Growth	**63.6**	**62.7**	***1.6***	***84.1%***
Target 8.5 - Full productive employment and decent work for all	61.1	60.5	*2.8*	*85.7%*
Target 8.7 - End forced labor, modern slavery and child labor	62.9	58.5	*3.0*	*83.3%*
Target 8.8 - Protect labor rights and safe working environments	66.7	69.0	*2.5*	*83.3%*
SDG 9 - Industry, Innovation and Infrastructure	**65.5**	**65.9**	***3.5***	***71.4%***
Target 9.4 - Upgrade infrastructure and retrofit industries				
SDG 10 - Reduced Inequalities	**70.3**	**73.1**	***2.7***	***83.3%***
Target 10.2 - Promote social, economic and political inclusion				
Target 10.3 - Equal opportunity and reduced inequalities				
SDG 12 - Responsible Consumption and Production	**62.0**	**65.4**	***3.6***	***87.5%***
Target 12.4 - Sound management of chemicals and wastes				
Target 12.5 - Reduce waste: prevention, recycling and reuse				

Goal / Target	Score	Europe average	Score Margin of error (±)	Indicators Reliability
SDG 13 - Climate Action	**47.3**	**45.8**	***2.5***	***84.7%***
Target 13.1 - Strengthen resilience to climate-related hazards	65.1	63.8	*3.9*	*66.7%*
Target 13.2 - Integrate climate measures into national policies	47.7	44.8	*3.9*	*87.5%*
Target 13.3 - Climate change education and awareness	29.2	28.8	*5.0*	*100.0%*
SDG 14 - Life Below Water	**53.1**	**53.6**	***2.5***	***86.1%***
Target 14.1 - Prevent and reduce marine pollution	62.0	65.4	*1.5*	*88.9%*
Target 14.2 - Manage and protect marine and coastal ecosystems	44.2	41.7	*4.8*	*83.3%*
SDG 15 - Life on Land	**45.8**	**55.5**	***4.6***	***85.7%***
Target 15.1 - Conserve and restore terrestrial and freshwater ecosystems				
Target 15.2 - Sustainably manage all types of forests				
Target 15.5 - Halt habitat degradation and biodiversity loss				
SDG 16 - Peace, Justice and Strong Institutions	**65.2**	**65.3**	***4.1***	***80.0%***
Target 16.5 - Substantially reduce corruption and bribery				
SDG 17 - Partnerships for the Goals	**28.2**	**22.1**	***3.6***	***100.0%***
Target 17.17 - Encourage public, public-private and civil society partnerships				

NORWAY

Network launched in: **2018**

Total of participants: **325**

- **135** companies 250+ employees
- **162** SMEs
- **28** non-business

Breakdown of Norwegian responding participants

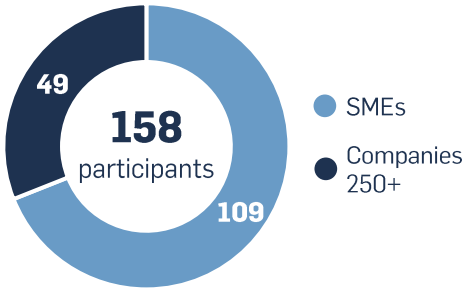

Norwegian UNGC participant companies' contribution scores by SDG

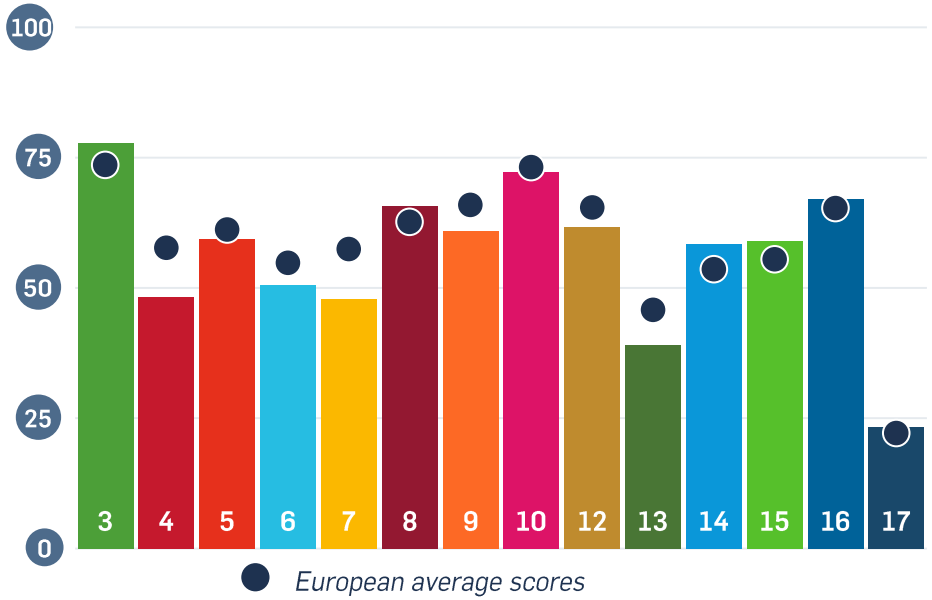

Goal / Target	Score	Europe average	Score Margin of error (±)	Indicators Reliability
SDG 3 - Good Health and Well Being	**77.8**	**73.6**	***2.2***	***92.9%***
Target 3.8 - Universal health coverage	69.2	65.8	*3.7*	*85.7%*
Target 3.9 - Reduce deaths from hazardous chemicals	86.4	81.4	*2.2*	*100.0%*
SDG 4 - Quality Education	**48.2**	**57.7**	***2.3***	***100.0%***
Target 4.3 - Equal access to quality tertiary education	66.7	77.8	*4.0*	*100.0%*
Target 4.7 - Skills for sustainable development	29.7	37.6	*2.2*	*100.0%*
SDG 5 - Gender Equality	**59.4**	**61.2**	***2.0***	***86.7%***
Target 5.1 - End discrimination against women and girls	72.2	73.1	*2.4*	*83.3%*
Target 5.5 - Women's participation and equal access to leadership	46.6	49.2	*3.1*	*90.0%*
SDG 6 - Water and Sanitation	**50.6**	**54.8**	***1.6***	***81.3%***
Target 6.3 - Improve water quality and reduce pollution	82.5	83.2	*2.5*	*83.3%*
Target 6.4 - Water-use efficiency and sustainable withdrawals	59.8	67.5	*3.4*	*85.7%*
Target 6.5 - Integrated water resources management	9.5	13.8	*2.5*	*75.0%*

NORWAY

Goal / Target	Score	Europe average	Score Margin of error (±)	Indicators Reliability
SDG 7 - Affordable and Clean Energy	**47.9**	**57.4**	***2.8***	***92.9%***
Target 7.2 - Increase the share of renewable energy	70.8	76.9	*4.6*	*85.7%*
Target 7.3 - Double the rate of energy efficiency improvement	25.0	38.0	*3.4*	*100.0%*
SDG 8 - Decent Work and Economic Growth	**65.8**	**62.7**	***1.4***	***84.1%***
Target 8.5 - Full productive employment and decent work for all	64.9	60.5	*2.6*	*85.7%*
Target 8.7 - End forced labor, modern slavery and child labor	60.4	58.5	*2.8*	*83.3%*
Target 8.8 - Protect labor rights and safe working environments	72.0	69.0	*2.0*	*83.3%*
SDG 9 - Industry, Innovation and Infrastructure	**60.8**	**65.9**	***3.6***	***85.7%***
Target 9.4 - Upgrade infrastructure and retrofit industries				
SDG 10 - Reduced Inequalities	**72.2**	**73.1**	***2.4***	***83.3%***
Target 10.2 - Promote social, economic and political inclusion				
Target 10.3 - Equal opportunity and reduced inequalities				
SDG 12 - Responsible Consumption and Production	**61.7**	**65.4**	***3.4***	***87.5%***
Target 12.4 - Sound management of chemicals and wastes				
Target 12.5 - Reduce waste: prevention, recycling and reuse				

Goal / Target	Score	Europe average	Score Margin of error (±)	Indicators Reliability
SDG 13 - Climate Action	**39.0**	**45.8**	***2.3***	***90.3%***
Target 13.1 - Strengthen resilience to climate-related hazards	59.4	63.8	*3.6*	*83.3%*
Target 13.2 - Integrate climate measures into national policies	32.7	44.8	*3.8*	*87.5%*
Target 13.3 - Climate change education and awareness	25.1	28.8	*4.5*	*100.0%*
SDG 14 - Life Below Water	**58.5**	**53.6**	***2.1***	***86.1%***
Target 14.1 - Prevent and reduce marine pollution	61.7	65.4	*1.5*	*88.9%*
Target 14.2 - Manage and protect marine and coastal ecosystems	55.2	41.7	*4.0*	*83.3%*
SDG 15 - Life on Land	**59.0**	**55.5**	***3.4***	***85.7%***
Target 15.1 - Conserve and restore terrestrial and freshwater ecosystems				
Target 15.2 - Sustainably manage all types of forests				
Target 15.5 - Halt habitat degradation and biodiversity loss				
SDG 16 - Peace, Justice and Strong Institutions	**67.0**	**65.3**	***3.7***	***80.0%***
Target 16.5 - Substantially reduce corruption and bribery				
SDG 17 - Partnerships for the Goals	**23.4**	**22.1**	***3.4***	***100.0%***
Target 17.17 - Encourage public, public-private and civil society partnerships				

POLAND

Network launched in: **2001**

Total of participants: **227**

- **101** companies 250+ employees
- **109** SMEs
- **17** non-business

Breakdown of Polish responding participants

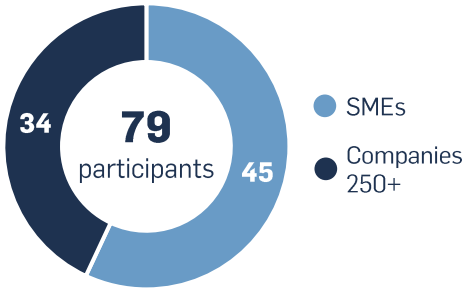

Polish UNGC participant companies' contribution scores by SDG

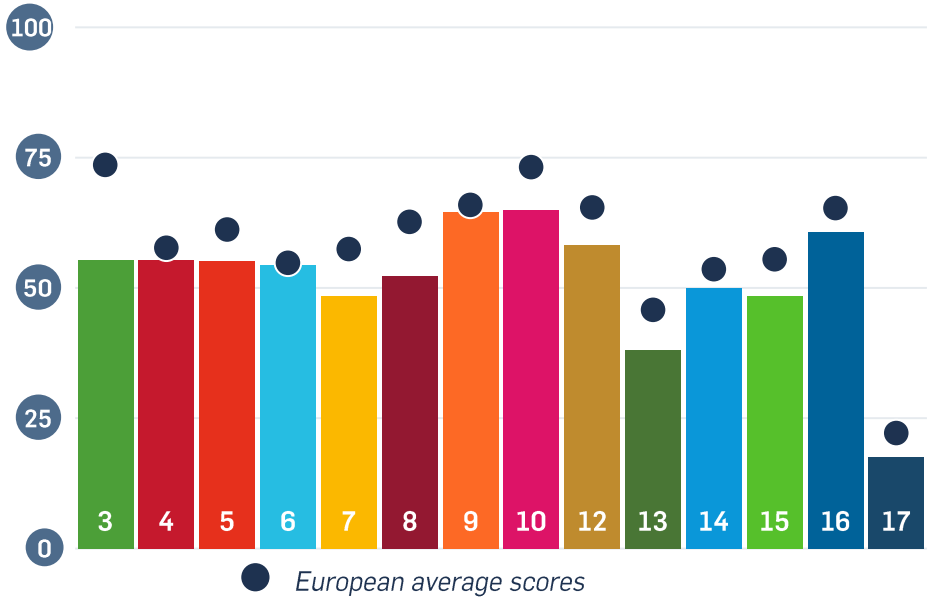

Goal / Target	Score	Europe average	Score Margin of error (±)	Indicators Reliability
SDG 3 - Good Health and Well Being	**55.4**	**73.6**	***4.9***	***77.4%***
Target 3.8 - Universal health coverage	42.8	65.8	*8.2*	*71.4%*
Target 3.9 - Reduce deaths from hazardous chemicals	68.0	81.4	*5.3*	*83.3%*
SDG 4 - Quality Education	**55.4**	**57.7**	***3.0***	***95.5%***
Target 4.3 - Equal access to quality tertiary education	73.6	77.8	*4.9*	*100.0%*
Target 4.7 - Skills for sustainable development	37.1	37.6	*3.4*	*90.9%*
SDG 5 - Gender Equality	**55.1**	**61.2**	***3.0***	***85.8%***
Target 5.1 - End discrimination against women and girls	64.9	73.1	*3.8*	*91.7%*
Target 5.5 - Women's participation and equal access to leadership	45.4	49.2	*4.5*	*80.0%*
SDG 6 - Water and Sanitation	**54.4**	**54.8**	***2.4***	***62.7%***
Target 6.3 - Improve water quality and reduce pollution	79.1	83.2	*3.8*	*66.7%*
Target 6.4 - Water-use efficiency and sustainable withdrawals	69.3	67.5	*4.3*	*71.4%*
Target 6.5 - Integrated water resources management	14.7	13.8	*4.4*	*50.0%*

POLAND

Goal / Target	Score	Europe average	Score Margin of error (±)	Indicators Reliability
SDG 7 - Affordable and Clean Energy	**48.5**	**57.4**	***3.8***	***85.7%***
Target 7.2 - Increase the share of renewable energy	71.1	76.9	*6.0*	*71.4%*
Target 7.3 - Double the rate of energy efficiency improvement	25.9	38.0	*4.8*	*100.0%*
SDG 8 - Decent Work and Economic Growth	**52.4**	**62.7**	***2.4***	***83.6%***
Target 8.5 - Full productive employment and decent work for all	44.0	60.5	*5.0*	*78.6%*
Target 8.7 - End forced labor, modern slavery and child labor	52.3	58.5	*4.2*	*83.3%*
Target 8.8 - Protect labor rights and safe working environments	60.8	69.0	*3.3*	*88.9%*
SDG 9 - Industry, Innovation and Infrastructure	**64.6**	**65.9**	***4.8***	***71.4%***
Target 9.4 - Upgrade infrastructure and retrofit industries				
SDG 10 - Reduced Inequalities	**64.9**	**73.1**	***3.8***	***91.7%***
Target 10.2 - Promote social, economic and political inclusion				
Target 10.3 - Equal opportunity and reduced inequalities				
SDG 12 - Responsible Consumption and Production	**58.2**	**65.4**	***4.9***	***75.0%***
Target 12.4 - Sound management of chemicals and wastes				
Target 12.5 - Reduce waste: prevention, recycling and reuse				

Goal / Target	Score	Europe average	Score Margin of error (±)	Indicators Reliability
SDG 13 - Climate Action	**38.0**	**45.8**	***3.3***	***73.6%***
Target 13.1 - Strengthen resilience to climate-related hazards	56.0	63.8	*5.4*	*66.7%*
Target 13.2 - Integrate climate measures into national policies	32.2	44.8	*5.2*	*87.5%*
Target 13.3 - Climate change education and awareness	25.8	28.8	*6.3*	*66.7%*
SDG 14 - Life Below Water	**49.9**	**53.6**	***3.4***	***86.1%***
Target 14.1 - Prevent and reduce marine pollution	58.2	65.4	*2.3*	*88.9%*
Target 14.2 - Manage and protect marine and coastal ecosystems	41.7	41.7	*6.4*	*83.3%*
SDG 15 - Life on Land	**48.4**	**55.5**	***5.8***	***85.7%***
Target 15.1 - Conserve and restore terrestrial and freshwater ecosystems				
Target 15.2 - Sustainably manage all types of forests				
Target 15.5 - Halt habitat degradation and biodiversity loss				
SDG 16 - Peace, Justice and Strong Institutions	**60.8**	**65.3**	***5.9***	***80.0%***
Target 16.5 - Substantially reduce corruption and bribery				
SDG 17 - Partnerships for the Goals	**17.5**	**22.1**	***4.2***	***100.0%***
Target 17.17 - Encourage public, public-private and civil society partnerships				

PORTUGAL

Network launched in: **2009**

Total of participants: **221**

- **88** companies 250+ employees
- **117** SMEs
- **16** non-business

Breakdown of Portuguese responding participants

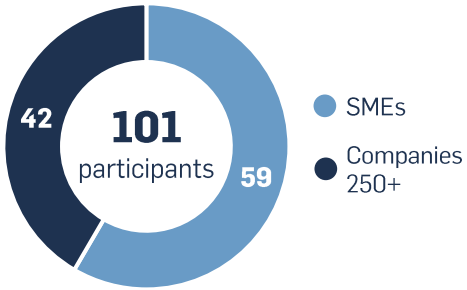

Portuguese UNGC participant companies' contribution scores by SDG

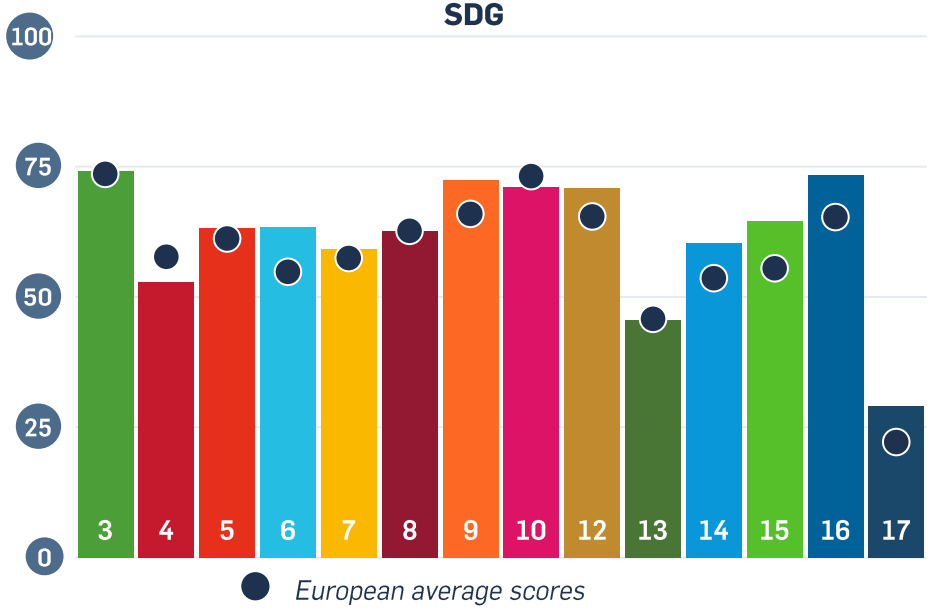

Goal / Target	Score	Europe average	Score Margin of error (±)	Indicators Reliability
SDG 3 - Good Health and Well Being	**74.2**	**73.6**	***2.8***	***76.2%***
Target 3.8 - Universal health coverage	63.8	65.8	*4.8*	*85.7%*
Target 3.9 - Reduce deaths from hazardous chemicals	84.5	81.4	*2.9*	*66.7%*
SDG 4 - Quality Education	**52.9**	**57.7**	***2.8***	***100.0%***
Target 4.3 - Equal access to quality tertiary education	70.7	77.8	*4.7*	*100.0%*
Target 4.7 - Skills for sustainable development	35.2	37.6	*2.9*	*100.0%*
SDG 5 - Gender Equality	**63.2**	**61.2**	***2.4***	***86.7%***
Target 5.1 - End discrimination against women and girls	71.1	73.1	*3.0*	*83.3%*
Target 5.5 - Women's participation and equal access to leadership	55.3	49.2	*3.7*	*90.0%*
SDG 6 - Water and Sanitation	**63.4**	**54.8**	***2.1***	***79.4%***
Target 6.3 - Improve water quality and reduce pollution	86.3	83.2	*2.9*	*66.7%*
Target 6.4 - Water-use efficiency and sustainable withdrawals	80.3	67.5	*3.2*	*71.4%*
Target 6.5 - Integrated water resources management	23.5	13.8	*4.4*	*100.0%*

PORTUGAL

Goal / Target	Score	Europe average	Score Margin of error (±)	Indicators Reliability
SDG 7 - Affordable and Clean Energy	**59.1**	**57.4**	***3.2***	***75.7%***
Target 7.2 - Increase the share of renewable energy	80.3	76.9	*4.4*	*71.4%*
Target 7.3 - Double the rate of energy efficiency improvement	38.0	38.0	*4.8*	*80.0%*
SDG 8 - Decent Work and Economic Growth	**62.6**	**62.7**	***1.8***	***84.1%***
Target 8.5 - Full productive employment and decent work for all	58.8	60.5	*3.3*	*85.7%*
Target 8.7 - End forced labor, modern slavery and child labor	60.6	58.5	*3.4*	*83.3%*
Target 8.8 - Protect labor rights and safe working environments	68.5	69.0	*2.6*	*83.3%*
SDG 9 - Industry, Innovation and Infrastructure	**72.4**	**65.9**	***3.8***	***85.7%***
Target 9.4 - Upgrade infrastructure and retrofit industries				
SDG 10 - Reduced Inequalities	**71.1**	**73.1**	***3.0***	***83.3%***
Target 10.2 - Promote social, economic and political inclusion				
Target 10.3 - Equal opportunity and reduced inequalities				
SDG 12 - Responsible Consumption and Production	**71.0**	**65.4**	***3.8***	***75.0%***
Target 12.4 - Sound management of chemicals and wastes				
Target 12.5 - Reduce waste: prevention, recycling and reuse				

Goal / Target	Score	Europe average	Score Margin of error (±)	Indicators Reliability
SDG 13 - Climate Action	**45.5**	**45.8**	***2.7***	***88.9%***
Target 13.1 - Strengthen resilience to climate-related hazards	68.3	63.8	*4.3*	*66.7%*
Target 13.2 - Integrate climate measures into national policies	41.8	44.8	*4.6*	*100.0%*
Target 13.3 - Climate change education and awareness	26.4	28.8	*5.3*	*100.0%*
SDG 14 - Life Below Water	**60.3**	**53.6**	***2.7***	***86.1%***
Target 14.1 - Prevent and reduce marine pollution	71.0	65.4	*1.7*	*88.9%*
Target 14.2 - Manage and protect marine and coastal ecosystems	49.6	41.7	*5.1*	*83.3%*
SDG 15 - Life on Land	**64.6**	**55.5**	***4.1***	***85.7%***
Target 15.1 - Conserve and restore terrestrial and freshwater ecosystems				
Target 15.2 - Sustainably manage all types of forests				
Target 15.5 - Halt habitat degradation and biodiversity loss				
SDG 16 - Peace, Justice and Strong Institutions	**73.3**	**65.3**	***4.2***	***80.0%***
Target 16.5 - Substantially reduce corruption and bribery				
SDG 17 - Partnerships for the Goals	**29.0**	**22.1**	***4.8***	***100.0%***
Target 17.17 - Encourage public, public-private and civil society partnerships				

SERBIA

Network launched in: **2008**

Total of participants: **60**

- **25** companies 250+ employees
- **20** SMEs
- **15** non-business

Breakdown of Serbian responding participants

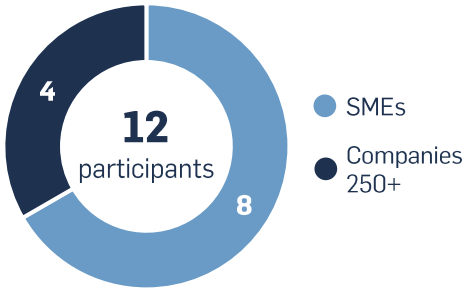

Serbian UNGC participant companies' contribution scores by SDG

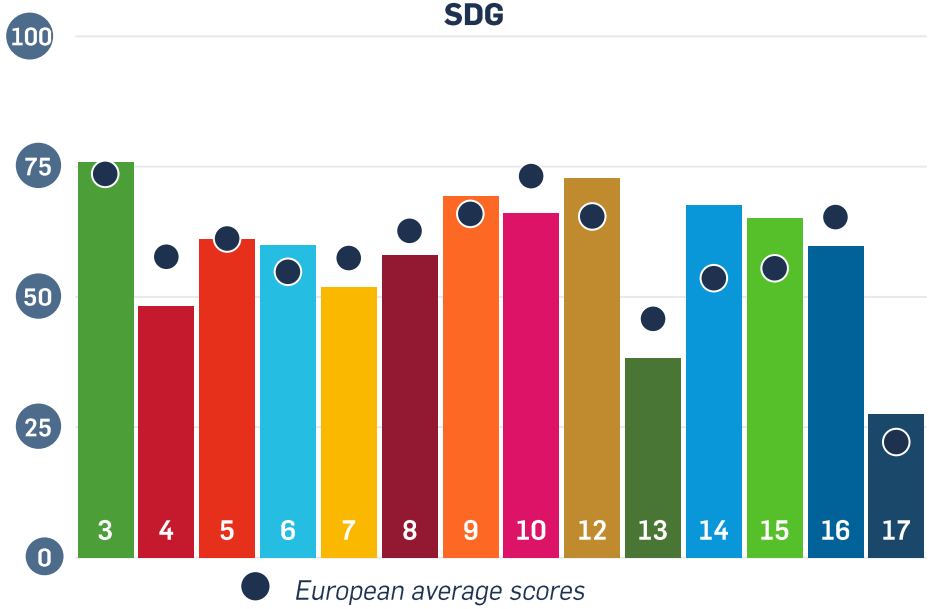

Goal / Target	Score	Europe average	Score Margin of error (±)	Indicators Reliability
SDG 3 - Good Health and Well Being	**75.9**	**73.6**	***7.9***	***0.0%***
Target 3.8 - Universal health coverage	68.9	65.8	*13.2*	*0.0%*
Target 3.9 - Reduce deaths from hazardous chemicals	82.8	81.4	*8.9*	*0.0%*
SDG 4 - Quality Education	**48.2**	**57.7**	***7.9***	***0.0%***
Target 4.3 - Equal access to quality tertiary education	68.8	77.8	*13.9*	*0.0%*
Target 4.7 - Skills for sustainable development	27.7	37.6	*7.7*	*0.0%*
SDG 5 - Gender Equality	**61.1**	**61.2**	***7.1***	***0.0%***
Target 5.1 - End discrimination against women and girls	66.2	73.1	*9.2*	*0.0%*
Target 5.5 - Women's participation and equal access to leadership	56.1	49.2	*10.7*	*0.0%*
SDG 6 - Water and Sanitation	**60.0**	**54.8**	***5.2***	***0.0%***
Target 6.3 - Improve water quality and reduce pollution	87.1	83.2	*7.8*	*0.0%*
Target 6.4 - Water-use efficiency and sustainable withdrawals	80.2	67.5	*9.1*	*0.0%*
Target 6.5 - Integrated water resources management	12.9	13.8	*10.1*	*0.0%*

SERBIA

Goal / Target	Score	Europe average	Score Margin of error (±)	Indicators Reliability
SDG 7 - Affordable and Clean Energy	**51.9**	**57.4**	***10.4***	***0.0%***
Target 7.2 - Increase the share of renewable energy	68.6	76.9	*16.8*	*0.0%*
Target 7.3 - Double the rate of energy efficiency improvement	35.2	38.0	*12.4*	*0.0%*
SDG 8 - Decent Work and Economic Growth	**58.1**	**62.7**	***5.5***	***0.0%***
Target 8.5 - Full productive employment and decent work for all	51.5	60.5	*10.6*	*0.0%*
Target 8.7 - End forced labor, modern slavery and child labor	55.0	58.5	*10.0*	*0.0%*
Target 8.8 - Protect labor rights and safe working environments	67.8	69.0	*7.7*	*0.0%*
SDG 9 - Industry, Innovation and Infrastructure	**69.3**	**65.9**	***13.2***	***0.0%***
Target 9.4 - Upgrade infrastructure and retrofit industries				
SDG 10 - Reduced Inequalities	**66.2**	**73.1**	***9.2***	***0.0%***
Target 10.2 - Promote social, economic and political inclusion				
Target 10.3 - Equal opportunity and reduced inequalities				
SDG 12 - Responsible Consumption and Production	**72.7**	**65.4**	***11.0***	***0.0%***
Target 12.4 - Sound management of chemicals and wastes				
Target 12.5 - Reduce waste: prevention, recycling and reuse				

Goal / Target	Score	Europe average	Score Margin of error (±)	Indicators Reliability
SDG 13 - Climate Action	**38.3**	**45.8**	***7.4***	***0.0%***
Target 13.1 - Strengthen resilience to climate-related hazards	54.6	63.8	*13.3*	*0.0%*
Target 13.2 - Integrate climate measures into national policies	45.3	44.8	*12.7*	*0.0%*
Target 13.3 - Climate change education and awareness	14.9	28.8	*12.4*	*0.0%*
SDG 14 - Life Below Water	**67.7**	**53.6**	***7.4***	***0.0%***
Target 14.1 - Prevent and reduce marine pollution	72.7	65.4	*4.2*	*0.0%*
Target 14.2 - Manage and protect marine and coastal ecosystems	62.6	41.7	*14.3*	*0.0%*
SDG 15 - Life on Land	**65.1**	**55.5**	***13.3***	***0.0%***
Target 15.1 - Conserve and restore terrestrial and freshwater ecosystems				
Target 15.2 - Sustainably manage all types of forests				
Target 15.5 - Halt habitat degradation and biodiversity loss				
SDG 16 - Peace, Justice and Strong Institutions	**59.8**	**65.3**	***14.2***	***0.0%***
Target 16.5 - Substantially reduce corruption and bribery				
SDG 17 - Partnerships for the Goals	**27.5**	**22.1**	***11.6***	***0.0%***
Target 17.17 - Encourage public, public-private and civil society partnerships				

SPAIN

Network launched in: **2004**

Total of participants: **1,886**

- **640** companies 250+ employees
- **1,026** SMEs
- **220** non-business

Breakdown of Spanish responding participants

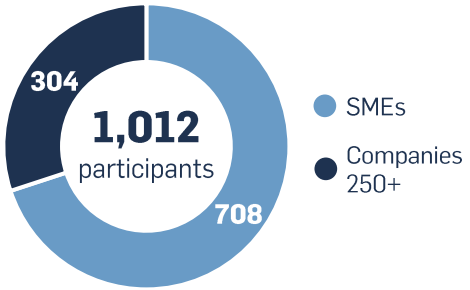

Spanish UNGC participant companies' contribution scores by SDG

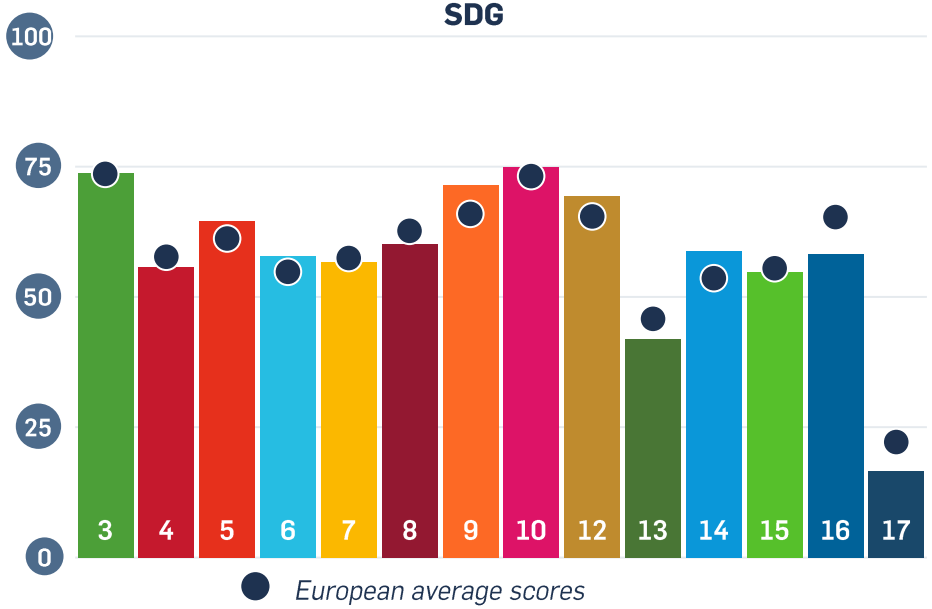

Goal / Target	Score	Europe average	Score Margin of error (±)	Indicators Reliability
SDG 3 - Good Health and Well Being	**73.8**	**73.6**	***0.9***	***84.5%***
Target 3.8 - Universal health coverage	66.2	65.8	*1.5*	*85.7%*
Target 3.9 - Reduce deaths from hazardous chemicals	81.3	81.4	*1.1*	*83.3%*
SDG 4 - Quality Education	**55.7**	**57.7**	***0.8***	***100.0%***
Target 4.3 - Equal access to quality tertiary education	77.6	77.8	*1.3*	*100.0%*
Target 4.7 - Skills for sustainable development	33.8	37.6	*0.9*	*100.0%*
SDG 5 - Gender Equality	**64.6**	**61.2**	***0.8***	***86.7%***
Target 5.1 - End discrimination against women and girls	74.8	73.1	*0.9*	*83.3%*
Target 5.5 - Women's participation and equal access to leadership	54.4	49.2	*1.2*	*90.0%*
SDG 6 - Water and Sanitation	**57.8**	**54.8**	***0.6***	***84.1%***
Target 6.3 - Improve water quality and reduce pollution	87.3	83.2	*0.9*	*66.7%*
Target 6.4 - Water-use efficiency and sustainable withdrawals	73.1	67.5	*1.2*	*85.7%*
Target 6.5 - Integrated water resources management	12.9	13.8	*1.1*	*100.0%*

SPAIN

Goal / Target	Score	Europe average	Score Margin of error (±)	Indicators Reliability
SDG 7 - Affordable and Clean Energy	**56.7**	**57.4**	***1.1***	***85.7%***
Target 7.2 - Increase the share of renewable energy	78.9	76.9	*1.5*	*71.4%*
Target 7.3 - Double the rate of energy efficiency improvement	34.5	38.0	*1.5*	*100.0%*
SDG 8 - Decent Work and Economic Growth	**60.2**	**62.7**	***0.6***	***84.1%***
Target 8.5 - Full productive employment and decent work for all	60.8	60.5	*1.0*	*85.7%*
Target 8.7 - End forced labor, modern slavery and child labor	51.1	58.5	*1.1*	*83.3%*
Target 8.8 - Protect labor rights and safe working environments	68.8	69.0	*0.8*	*83.3%*
SDG 9 - Industry, Innovation and Infrastructure	**71.5**	**65.9**	***1.2***	***85.7%***
Target 9.4 - Upgrade infrastructure and retrofit industries				
SDG 10 - Reduced Inequalities	**74.8**	**73.1**	***0.9***	***83.3%***
Target 10.2 - Promote social, economic and political inclusion				
Target 10.3 - Equal opportunity and reduced inequalities				
SDG 12 - Responsible Consumption and Production	**69.4**	**65.4**	***1.3***	***75.0%***
Target 12.4 - Sound management of chemicals and wastes				
Target 12.5 - Reduce waste: prevention, recycling and reuse				

Goal / Target	Score	Europe average	Score Margin of error (±)	Indicators Reliability
SDG 13 - Climate Action	**42.0**	**45.8**	***0.9***	***94.4%***
Target 13.1 - Strengthen resilience to climate-related hazards	63.7	63.8	*1.4*	*83.3%*
Target 13.2 - Integrate climate measures into national policies	40.6	44.8	*1.5*	*100.0%*
Target 13.3 - Climate change education and awareness	21.6	28.8	*1.6*	*100.0%*
SDG 14 - Life Below Water	**58.7**	**53.6**	***0.9***	***86.1%***
Target 14.1 - Prevent and reduce marine pollution	69.4	65.4	*0.5*	*88.9%*
Target 14.2 - Manage and protect marine and coastal ecosystems	48.0	41.7	*1.7*	*83.3%*
SDG 15 - Life on Land	**54.8**	**55.5**	***1.5***	***85.7%***
Target 15.1 - Conserve and restore terrestrial and freshwater ecosystems				
Target 15.2 - Sustainably manage all types of forests				
Target 15.5 - Halt habitat degradation and biodiversity loss				
SDG 16 - Peace, Justice and Strong Institutions	**58.3**	**65.3**	***1.7***	***100.0%***
Target 16.5 - Substantially reduce corruption and bribery				
SDG 17 - Partnerships for the Goals	**16.7**	**22.1**	***1.1***	***100.0%***
Target 17.17 - Encourage public, public-private and civil society partnerships				

SWEDEN

Network launched in: **2018**

Total of participants: **570**

- **297** companies 250+ employees
- **252** SMEs
- **21** non-business

Breakdown of Swedish responding participants

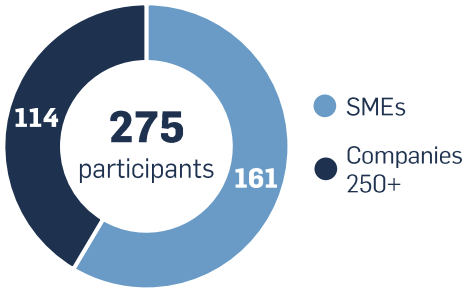

Swedish UNGC participant companies' contribution scores by SDG

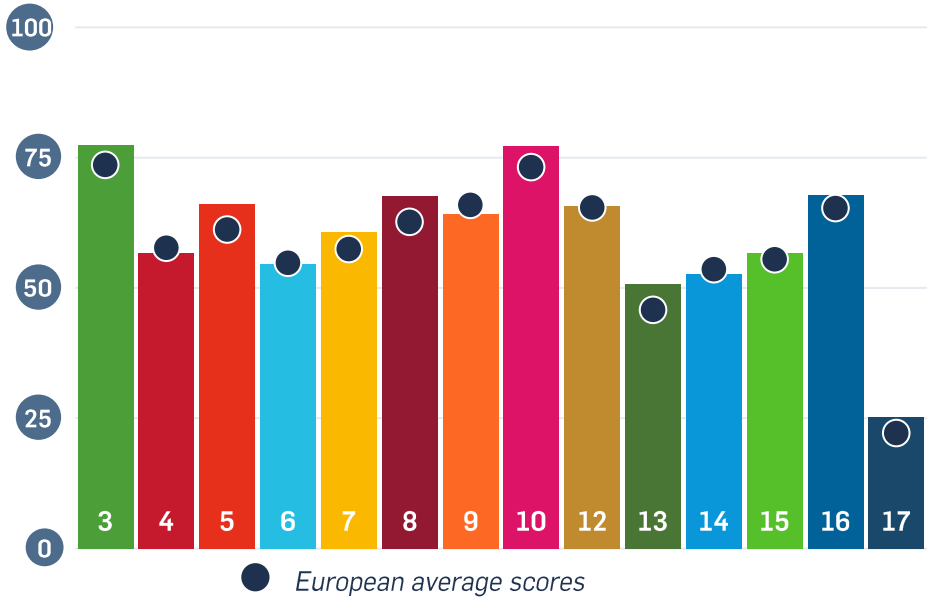

Goal / Target	Score	Europe average	Score Margin of error (±)	Indicators Reliability
SDG 3 - Good Health and Well Being	**77.4**	**73.6**	***1.7***	***77.4%***
Target 3.8 - Universal health coverage	74.8	65.8	*2.5*	*71.4%*
Target 3.9 - Reduce deaths from hazardous chemicals	80.0	81.4	*2.2*	*83.3%*
SDG 4 - Quality Education	**56.6**	**57.7**	***1.7***	***100.0%***
Target 4.3 - Equal access to quality tertiary education	76.7	77.8	*2.7*	*100.0%*
Target 4.7 - Skills for sustainable development	36.6	37.6	*2.0*	*100.0%*
SDG 5 - Gender Equality	**66.1**	**61.2**	***1.5***	***86.7%***
Target 5.1 - End discrimination against women and girls	77.2	73.1	*1.7*	*83.3%*
Target 5.5 - Women's participation and equal access to leadership	55.0	49.2	*2.4*	*90.0%*
SDG 6 - Water and Sanitation	**54.5**	**54.8**	***1.2***	***94.4%***
Target 6.3 - Improve water quality and reduce pollution	85.4	83.2	*1.8*	*83.3%*
Target 6.4 - Water-use efficiency and sustainable withdrawals	65.9	67.5	*2.4*	*100.0%*
Target 6.5 - Integrated water resources management	12.2	13.8	*2.1*	*100.0%*

SWEDEN

Goal / Target	Score	Europe average	Score Margin of error (±)	Indicators Reliability
SDG 7 - Affordable and Clean Energy	**60.6**	**57.4**	***2.0***	***92.9%***
Target 7.2 - Increase the share of renewable energy	79.2	76.9	*3.0*	*85.7%*
Target 7.3 - Double the rate of energy efficiency improvement	42.1	38.0	*2.8*	*100.0%*
SDG 8 - Decent Work and Economic Growth	**67.6**	**62.7**	***1.1***	***82.3%***
Target 8.5 - Full productive employment and decent work for all	69.1	60.5	*1.9*	*85.7%*
Target 8.7 - End forced labor, modern slavery and child labor	60.2	58.5	*2.2*	*83.3%*
Target 8.8 - Protect labor rights and safe working environments	73.5	69.0	*1.6*	*77.8%*
SDG 9 - Industry, Innovation and Infrastructure	**64.1**	**65.9**	***2.5***	***100.0%***
Target 9.4 - Upgrade infrastructure and retrofit industries				
SDG 10 - Reduced Inequalities	**77.2**	**73.1**	***1.7***	***83.3%***
Target 10.2 - Promote social, economic and political inclusion				
Target 10.3 - Equal opportunity and reduced inequalities				
SDG 12 - Responsible Consumption and Production	**65.7**	**65.4**	***2.5***	***87.5%***
Target 12.4 - Sound management of chemicals and wastes				
Target 12.5 - Reduce waste: prevention, recycling and reuse				

Goal / Target	Score	Europe average	Score Margin of error (±)	Indicators Reliability
SDG 13 - Climate Action	**50.7**	**45.8**	***1.8***	***86.1%***
Target 13.1 - Strengthen resilience to climate-related hazards	67.6	63.8	*2.6*	*83.3%*
Target 13.2 - Integrate climate measures into national policies	50.9	44.8	*2.8*	*75.0%*
Target 13.3 - Climate change education and awareness	33.7	28.8	*3.7*	*100.0%*
SDG 14 - Life Below Water	**52.6**	**53.6**	***1.8***	***86.1%***
Target 14.1 - Prevent and reduce marine pollution	65.7	65.4	*1.1*	*88.9%*
Target 14.2 - Manage and protect marine and coastal ecosystems	39.6	41.7	*3.4*	*83.3%*
SDG 15 - Life on Land	**56.6**	**55.5**	***2.7***	***100.0%***
Target 15.1 - Conserve and restore terrestrial and freshwater ecosystems				
Target 15.2 - Sustainably manage all types of forests				
Target 15.5 - Halt habitat degradation and biodiversity loss				
SDG 16 - Peace, Justice and Strong Institutions	**67.9**	**65.3**	***2.9***	***80.0%***
Target 16.5 - Substantially reduce corruption and bribery				
SDG 17 - Partnerships for the Goals	**25.2**	**22.1**	***2.6***	***100.0%***
Target 17.17 - Encourage public, public-private and civil society partnerships				

SWITZERLAND & LIECHTENSTEIN

Network launched in: **2011**

Total of participants: **378**

- **200** companies 250+ employees
- **152** SMEs
- **26** non-business

Breakdown of S&L responding participants

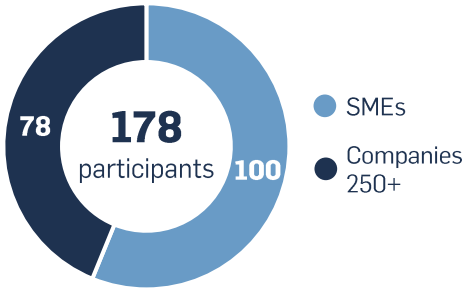

Swiss and Liechtensteiner UNGC participant companies' contribution scores by SDG

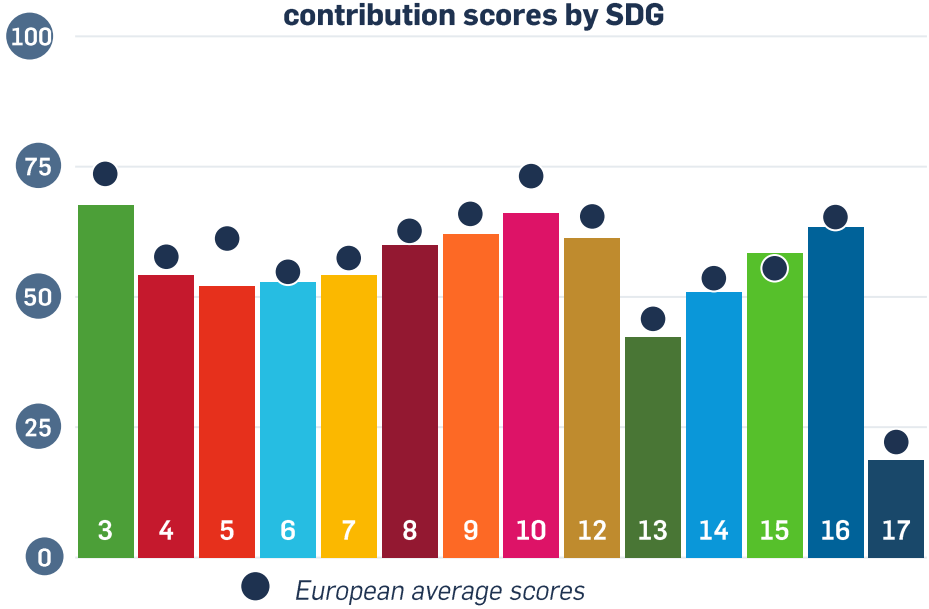

Goal / Target	Score	Europe average	Score Margin of error (±)	Indicators Reliability
SDG 3 - Good Health and Well Being	**67.7**	**73.6**	***2.4***	***84.5%***
Target 3.8 - Universal health coverage	58.1	65.8	*3.9*	*85.7%*
Target 3.9 - Reduce deaths from hazardous chemicals	77.3	81.4	*2.9*	*83.3%*
SDG 4 - Quality Education	**54.2**	**57.7**	***2.1***	***100.0%***
Target 4.3 - Equal access to quality tertiary education	71.4	77.8	*3.6*	*100.0%*
Target 4.7 - Skills for sustainable development	37.0	37.6	*2.3*	*100.0%*
SDG 5 - Gender Equality	**52.1**	**61.2**	***2.0***	***86.7%***
Target 5.1 - End discrimination against women and girls	66.0	73.1	*2.6*	*83.3%*
Target 5.5 - Women's participation and equal access to leadership	38.1	49.2	*3.1*	*90.0%*
SDG 6 - Water and Sanitation	**52.9**	**54.8**	***1.6***	***95.2%***
Target 6.3 - Improve water quality and reduce pollution	80.5	83.2	*2.5*	*100.0%*
Target 6.4 - Water-use efficiency and sustainable withdrawals	64.6	67.5	*3.1*	*85.7%*
Target 6.5 - Integrated water resources management	13.4	13.8	*2.7*	*100.0%*

SWITZERLAND & LIECHTENSTEIN

Goal / Target	Score	Europe average	Score Margin of error (±)	Indicators Reliability
SDG 7 - Affordable and Clean Energy	**54.3**	**57.4**	***2.6***	***92.9%***
Target 7.2 - Increase the share of renewable energy	74.6	76.9	*3.9*	*85.7%*
Target 7.3 - Double the rate of energy efficiency improvement	34.0	38.0	*3.4*	*100.0%*
SDG 8 - Decent Work and Economic Growth	**59.9**	**62.7**	***1.4***	***86.5%***
Target 8.5 - Full productive employment and decent work for all	54.1	60.5	*2.7*	*92.9%*
Target 8.7 - End forced labor, modern slavery and child labor	61.5	58.5	*2.6*	*83.3%*
Target 8.8 - Protect labor rights and safe working environments	64.3	69.0	*2.2*	*83.3%*
SDG 9 - Industry, Innovation and Infrastructure	**62.1**	**65.9**	***3.2***	***100.0%***
Target 9.4 - Upgrade infrastructure and retrofit industries				
SDG 10 - Reduced Inequalities	**66.0**	**73.1**	***2.6***	***83.3%***
Target 10.2 - Promote social, economic and political inclusion				
Target 10.3 - Equal opportunity and reduced inequalities				
SDG 12 - Responsible Consumption and Production	**61.4**	**65.4**	***3.2***	***100.0%***
Target 12.4 - Sound management of chemicals and wastes				
Target 12.5 - Reduce waste: prevention, recycling and reuse				

Goal / Target	Score	Europe average	Score Margin of error (±)	Indicators Reliability
SDG 13 - Climate Action	**42.4**	**45.8**	***2.1***	***100.0%***
Target 13.1 - Strengthen resilience to climate-related hazards	61.0	63.8	*3.4*	*100.0%*
Target 13.2 - Integrate climate measures into national policies	40.5	44.8	*3.4*	*100.0%*
Target 13.3 - Climate change education and awareness	25.6	28.8	*4.3*	*100.0%*
SDG 14 - Life Below Water	**51.0**	**53.6**	***2.1***	***91.7%***
Target 14.1 - Prevent and reduce marine pollution	61.4	65.4	*1.5*	*100.0%*
Target 14.2 - Manage and protect marine and coastal ecosystems	40.6	41.7	*4.0*	*83.3%*
SDG 15 - Life on Land	**58.4**	**55.5**	***3.2***	***85.7%***
Target 15.1 - Conserve and restore terrestrial and freshwater ecosystems				
Target 15.2 - Sustainably manage all types of forests				
Target 15.5 - Halt habitat degradation and biodiversity loss				
SDG 16 - Peace, Justice and Strong Institutions	**63.4**	**65.3**	***4.0***	***80.0%***
Target 16.5 - Substantially reduce corruption and bribery				
SDG 17 - Partnerships for the Goals	**18.6**	**22.1**	***2.8***	***100.0%***
Target 17.17 - Encourage public, public-private and civil society partnerships				

TÜRKIYE

Network launched in: **2002**

Total of participants: **549**

- **295** companies 250+ employees
- **157** SMEs
- **97** non-business

Breakdown of Turkish responding participants

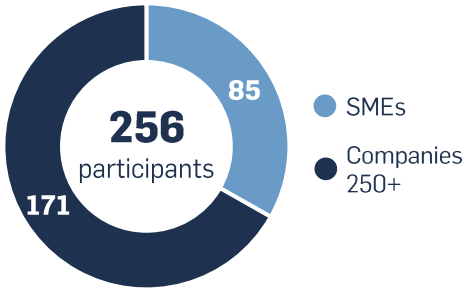

Turkish UNGC participant companies' contribution scores by SDG

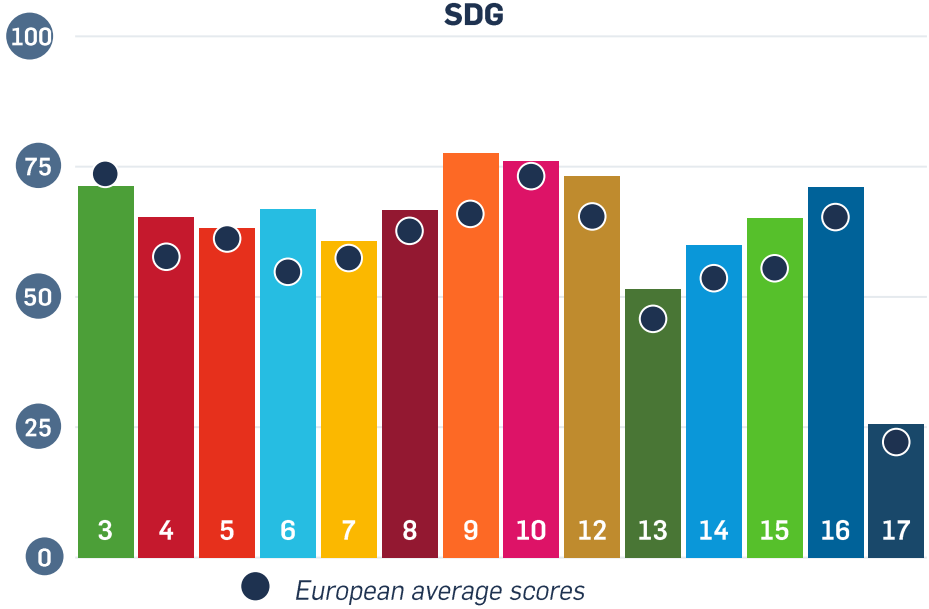

Goal / Target	Score	Europe average	Score Margin of error (±)	Indicators Reliability
SDG 3 - Good Health and Well Being	**71.3**	**73.6**	***2.0***	***92.9%***
Target 3.8 - Universal health coverage	62.7	65.8	*3.3*	*85.7%*
Target 3.9 - Reduce deaths from hazardous chemicals	80.0	81.4	*2.2*	*100.0%*
SDG 4 - Quality Education	**65.4**	**57.7**	***1.6***	***100.0%***
Target 4.3 - Equal access to quality tertiary education	80.2	77.8	*2.5*	*100.0%*
Target 4.7 - Skills for sustainable development	50.6	37.6	*2.0*	*100.0%*
SDG 5 - Gender Equality	**63.1**	**61.2**	***1.6***	***86.7%***
Target 5.1 - End discrimination against women and girls	76.0	73.1	*1.8*	*83.3%*
Target 5.5 - Women's participation and equal access to leadership	50.2	49.2	*2.6*	*90.0%*
SDG 6 - Water and Sanitation	**66.8**	**54.8**	***1.2***	***79.4%***
Target 6.3 - Improve water quality and reduce pollution	91.0	83.2	*1.4*	*66.7%*
Target 6.4 - Water-use efficiency and sustainable withdrawals	85.4	67.5	*1.8*	*71.4%*
Target 6.5 - Integrated water resources management	24.0	13.8	*2.9*	*100.0%*

TÜRKIYE

Goal / Target	Score	Europe average	Score Margin of error (±)	Indicators Reliability
SDG 7 - Affordable and Clean Energy	**60.8**	**57.4**	***1.9***	***85.7%***
Target 7.2 - Increase the share of renewable energy	84.2	76.9	*2.6*	*71.4%*
Target 7.3 - Double the rate of energy efficiency improvement	37.3	38.0	*2.9*	*100.0%*
SDG 8 - Decent Work and Economic Growth	**66.7**	**62.7**	***1.1***	***84.1%***
Target 8.5 - Full productive employment and decent work for all	57.9	60.5	*2.3*	*85.7%*
Target 8.7 - End forced labor, modern slavery and child labor	69.8	58.5	*2.0*	*83.3%*
Target 8.8 - Protect labor rights and safe working environments	72.4	69.0	*1.5*	*83.3%*
SDG 9 - Industry, Innovation and Infrastructure	**77.6**	**65.9**	***2.2***	***85.7%***
Target 9.4 - Upgrade infrastructure and retrofit industries				
SDG 10 - Reduced Inequalities	**76.0**	**73.1**	***1.8***	***83.3%***
Target 10.2 - Promote social, economic and political inclusion				
Target 10.3 - Equal opportunity and reduced inequalities				
SDG 12 - Responsible Consumption and Production	**73.3**	**65.4**	***2.4***	***75.0%***
Target 12.4 - Sound management of chemicals and wastes				
Target 12.5 - Reduce waste: prevention, recycling and reuse				

Goal / Target	Score	Europe average	Score Margin of error (±)	Indicators Reliability
SDG 13 - Climate Action	**51.5**	**45.8**	***1.8***	***84.7%***
Target 13.1 - Strengthen resilience to climate-related hazards	74.0	63.8	*2.4*	*66.7%*
Target 13.2 - Integrate climate measures into national policies	44.1	44.8	*3.0*	*87.5%*
Target 13.3 - Climate change education and awareness	36.4	28.8	*3.7*	*100.0%*
SDG 14 - Life Below Water	**59.9**	**53.6**	***1.8***	***86.1%***
Target 14.1 - Prevent and reduce marine pollution	73.3	65.4	*1.1*	*88.9%*
Target 14.2 - Manage and protect marine and coastal ecosystems	46.4	41.7	*3.5*	*83.3%*
SDG 15 - Life on Land	**65.2**	**55.5**	***2.8***	***85.7%***
Target 15.1 - Conserve and restore terrestrial and freshwater ecosystems				
Target 15.2 - Sustainably manage all types of forests				
Target 15.5 - Halt habitat degradation and biodiversity loss				
SDG 16 - Peace, Justice and Strong Institutions	**71.1**	**65.3**	***2.8***	***80.0%***
Target 16.5 - Substantially reduce corruption and bribery				
SDG 17 - Partnerships for the Goals	**25.6**	**22.1**	***2.8***	***100.0%***
Target 17.17 - Encourage public, public-private and civil society partnerships				

UNITED KINGDOM

Network launched in: **2003**

Total of participants: **1,014**

- **460** companies 250+ employees
- **413** SMEs
- **141** non-business

Breakdown of UK responding participants

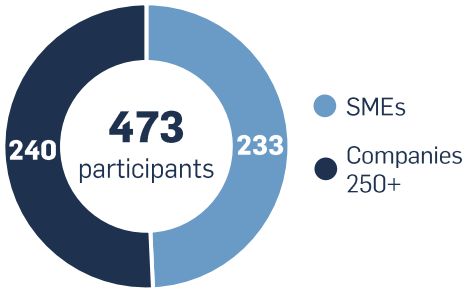

United Kingdom UNGC participant companies' contribution scores by SDG

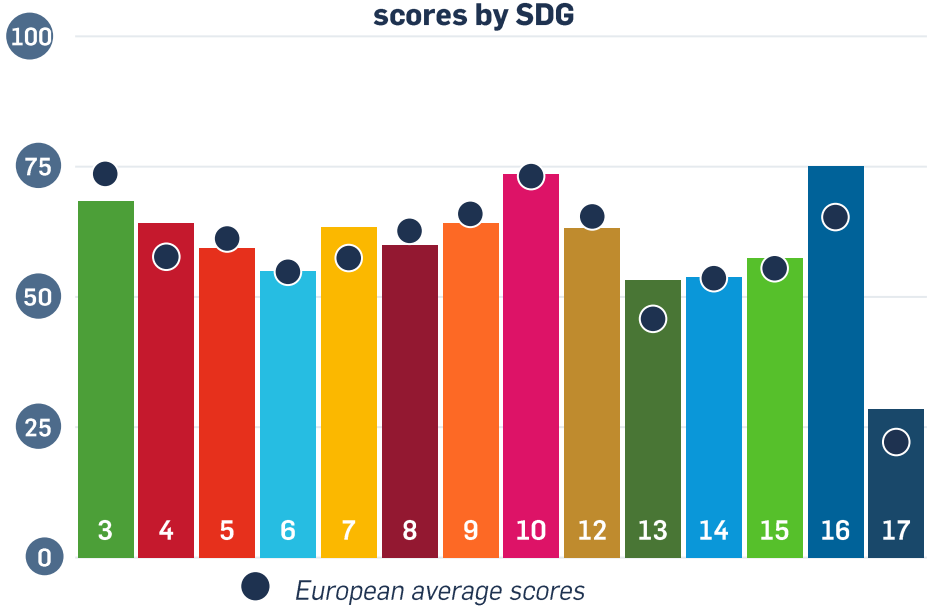

Goal / Target	Score	Europe average	Score Margin of error (±)	Indicators Reliability
SDG 3 - Good Health and Well Being	**68.3**	**73.6**	***1.6***	***84.5%***
Target 3.8 - Universal health coverage	53.3	65.8	*2.9*	*85.7%*
Target 3.9 - Reduce deaths from hazardous chemicals	83.3	81.4	*1.6*	*83.3%*
SDG 4 - Quality Education	**64.2**	**57.7**	***1.1***	***100.0%***
Target 4.3 - Equal access to quality tertiary education	84.3	77.8	*1.7*	*100.0%*
Target 4.7 - Skills for sustainable development	44.1	37.6	*1.4*	*100.0%*
SDG 5 - Gender Equality	**59.3**	**61.2**	***1.2***	***86.7%***
Target 5.1 - End discrimination against women and girls	73.5	73.1	*1.4*	*83.3%*
Target 5.5 - Women's participation and equal access to leadership	45.1	49.2	*1.9*	*90.0%*
SDG 6 - Water and Sanitation	**55.0**	**54.8**	***1.0***	***84.1%***
Target 6.3 - Improve water quality and reduce pollution	84.5	83.2	*1.4*	*66.7%*
Target 6.4 - Water-use efficiency and sustainable withdrawals	66.3	67.5	*1.9*	*85.7%*
Target 6.5 - Integrated water resources management	14.3	13.8	*1.8*	*100.0%*

UNITED KINGDOM

Goal / Target	Score	Europe average	Score Margin of error (±)	Indicators Reliability
SDG 7 - Affordable and Clean Energy	**63.3**	**57.4**	***1.6***	***85.7%***
Target 7.2 - Increase the share of renewable energy	79.0	76.9	*2.3*	*71.4%*
Target 7.3 - Double the rate of energy efficiency improvement	47.7	38.0	*2.1*	*100.0%*
SDG 8 - Decent Work and Economic Growth	**59.9**	**62.7**	***1.0***	***84.1%***
Target 8.5 - Full productive employment and decent work for all	50.6	60.5	*1.9*	*85.7%*
Target 8.7 - End forced labor, modern slavery and child labor	63.5	58.5	*1.6*	*83.3%*
Target 8.8 - Protect labor rights and safe working environments	65.7	69.0	*1.3*	*83.3%*
SDG 9 - Industry, Innovation and Infrastructure	**64.1**	**65.9**	***1.9***	***100.0%***
Target 9.4 - Upgrade infrastructure and retrofit industries				
SDG 10 - Reduced Inequalities	**73.5**	**73.1**	***1.4***	***83.3%***
Target 10.2 - Promote social, economic and political inclusion				
Target 10.3 - Equal opportunity and reduced inequalities				
SDG 12 - Responsible Consumption and Production	**63.1**	**65.4**	***2.0***	***75.0%***
Target 12.4 - Sound management of chemicals and wastes				
Target 12.5 - Reduce waste: prevention, recycling and reuse				

Goal / Target	Score	Europe average	Score Margin of error (±)	Indicators Reliability
SDG 13 - Climate Action	**53.3**	**45.8**	***1.3***	***84.7%***
Target 13.1 - Strengthen resilience to climate-related hazards	66.6	63.8	*2.0*	*66.7%*
Target 13.2 - Integrate climate measures into national policies	57.3	44.8	*2.0*	*87.5%*
Target 13.3 - Climate change education and awareness	35.9	28.8	*2.8*	*100.0%*
SDG 14 - Life Below Water	**53.8**	**53.6**	***1.3***	***86.1%***
Target 14.1 - Prevent and reduce marine pollution	63.1	65.4	*0.9*	*88.9%*
Target 14.2 - Manage and protect marine and coastal ecosystems	44.5	41.7	*2.5*	*83.3%*
SDG 15 - Life on Land	**57.4**	**55.5**	***2.1***	***85.7%***
Target 15.1 - Conserve and restore terrestrial and freshwater ecosystems				
Target 15.2 - Sustainably manage all types of forests				
Target 15.5 - Halt habitat degradation and biodiversity loss				
SDG 16 - Peace, Justice and Strong Institutions	**75.0**	**65.3**	***2.1***	***60.0%***
Target 16.5 - Substantially reduce corruption and bribery				
SDG 17 - Partnerships for the Goals	**28.5**	**22.1**	***2.0***	***100.0%***
Target 17.17 - Encourage public, public-private and civil society partnerships				

APPENDIX - CORRELATION TABLE BETWEEN THE COMMUNICATION ON PROGRESS QUESTIONS AND THE SDGS

CoP code	Indicator	Weighting
SDG 3 - Good Health and Well Being	**Target 3.8 - Universal health coverage**	
HR/L2	% of companies with a formal commitment on occupational health and safety	0.70
HR/L2.1	% of companies whose commitment on occupational health and safety is aligned with international standards	0.15
HR/L2.1	% of companies whose commitment on occupational health and safety covers their operations and value chain	0.15
HR/L2.3	% of companies offering conditions more favorable than legislation on wages	1.20
HR/L2.3	% of companies offering conditions more favorable than legislation on working time	1.20
HR/L2.3	% of companies offering conditions more favorable than legislation on health coverage and sick leave	1.20
HR/L4	% of companies taking action on occupational health and safety	1.00
HR/L4.1	% of companies tracking their progress on occupational health and safety	1.10
HR/L5	% of companies with no negative impact (or having provided remedy) on occupational health and safety	1.20
SDG 3 - Good Health and Well Being	**Target 3.9 - Reduce deaths from hazardous chemicals**	
HR/L2	% of companies with a formal commitment on the right to a clean and healthy environment	0.70
HR/L2.1	% of companies whose commitment on the right to a clean and healthy environment is aligned with international standards	0.15
HR/L2.1	% of companies whose commitment on the right to a clean and healthy environment covers their operations and value chain	0.15
HR/L4	% of companies taking action on the right to a clean and healthy environment	1.00
HR/L4.1	% of companies tracking their progress on the right to a clean and healthy environment	1.10
HR/L5	% of companies with no negative impact (or having provided remedy) on the right to a clean and healthy environment	1.20

CoP code	Indicator	Weighting
SDG 4 - Quality Education	**Target 4.3 - Equal access to quality tertiary education**	
HR/L2	% of companies with a formal commitment on non-discrimination in employment and occupation	0.70
HR/L2	% of companies with a formal commitment on gender equality and women's rights	0.70
HRL/4	% of companies taking action on non-discrimination in employment and occupation	1.00
HRL/4	% of companies taking action on gender equality and women's rights	1.00
SDG 4 - Quality Education	**Target 4.7 - Skills for sustainable development**	
HR/L4	% of companies training their employees on child labor	1.00
HR/L4	% of companies training their employees on forced labor	1.00
HR/L4	% of companies training their employees on non-discrimination in employment and occupation	1.00
HR/L4	% of companies training their employees on gender equality and women's rights	1.00
E3	% of companies training their employees on climate change	1.00
E3	% of companies training their employees on water	1.00
E3	% of companies training their employees on oceans	1.00
E3	% of companies training their employees on nature and biodiversity	1.00
E3	% of companies training their employees on air pollution	1.00
E3	% of companies training their employees on waste	1.00
E3	% of companies training their employees on energy and resource use	1.00
AC4	% of companies training their employees on anti-corruption and integrity	1.00
SDG 5 - Gender Equality	**Target 5.1 - End discrimination against women and girls**	
HR/L2	% of companies with a formal commitment on gender equality and women's rights	0.70
HR/L2	% of companies with a formal commitment on non-discrimination in employment and occupation	0.70

CoP code	Indicator	Weighting
SDG 5 - Gender Equality	**Target 5.1 - End discrimination against women and girls (cont.)**	
HR/L2.1	% of companies whose commitment on gender equality and women's rights is aligned with international standards	0.15
HR/L2.1	% of companies whose commitment on gender equality and women's rights covers their operations and value chain	0.15
HR/L2.1	% of companies whose commitment on non-discrimination in employment and occupation is aligned with international standards	0.15
HR/L2.1	% of companies whose commitment on non-discrimination in employment and occupation covers their operations and value chain	0.15
HR/L4	% of companies taking action on gender equality and women's rights	1.00
HR/L4	% of companies taking action on non-discrimination in employment and occupation	1.00
HR/L4.1	% of companies tracking their progress on gender equality and women's rights	1.10
HR/L4.1	% of companies tracking their progress on non-discrimination in employment and occupation	1.10
HR/L5	% of companies with no negative impact (or having provided remedy) on gender equality and women's rights	1.20
HR/L5	% of companies with no negative impact (or having provided remedy) on non-discrimination in employment and occupation	1.20
SDG 5 - Gender Equality	**Target 5.5 - Women's participation and equal access to leadership**	
G10	% of women in management positions	1.20
G11	% of companies with a female CEO	1.00
G11	% of companies with a female CFO	1.00
G11	% of companies with a female CSO	1.00
HR/L2	% of companies with a formal commitment on gender equality and women's rights	0.70
HR/L2.1	% of companies whose commitment on gender equality and women's rights is aligned with international standards	0.15

CoP code	Indicator	Weighting
SDG 5 - Gender Equality	**Target 5.5 - Women's participation and equal access to leadership (cont.)**	
HR/L2.1	% of companies whose commitment on gender equality and women's rights covers their operations and value chain	0.15
HR/L4	% of companies taking action on gender equality and women's rights	1.00
HR/L4.1	% of companies tracking their progress on gender equality and women's rights	1.10
HR/L5	% of companies with no negative impact (or having provided remedy) on gender equality and women's rights	1.20
SDG 6 - Water and Sanitation	**Target 6.3 - Improve water quality and reduce pollution**	
E1	% of companies with a formal commitment on waste	0.70
E1.1	% of companies whose commitment on waste is aligned with international standards	0.15
E1.1	% of companies whose commitment on waste covers their operations and value chain	0.15
E3	% of companies taking action on waste	1.00
E3.1	% of companies tracking their progress on waste	1.10
E4	% of companies with no negative impact (or having provided remedy) on waste	1.20
SDG 6 - Water and Sanitation	**Target 6.4 - Water-use efficiency and sustainable withdrawals**	
E1	% of companies with a formal commitment on water	0.70
E1.1	% of companies whose commitment on water is aligned with international standards	0.15
E1.1	% of companies whose commitment on water covers their operations and value chain	0.15
E3	% of companies taking action on water	1.00
E3.1	% of companies tracking their progress on water	1.10
E4	% of companies with no negative impact (or having provided remedy) on water	1.20
E11	% of companies measuring their water consumption in water-stressed areas	1.10

CoP code	Indicator	Weighting
SDG 6 - Water and Sanitation	**Target 6.5 - Integrated water resources management**	
E3	% of companies training their employees on water	1.00
E3	% of companies collaborating with government or regulators on water	1.00
E3	% of companies building the capacity of their business partners on water	1.00
E3	% of companies engaged in collective action on water	1.00
SDG 7 - Affordable and Clean Energy	**Target 7.2 - Increase the share of renewable energy**	
E1	% of companies with a formal commitment on energy and resource use	0.70
E1.1	% of companies whose commitment on energy and resource use is aligned with international standards	0.15
E1.1	% of companies whose commitment on energy and resource use covers their operations and value chain	0.15
E3	% of companies taking action on energy and resource use	1.00
E3.1	% of companies tracking their progress on energy and resource use	1.10
E4	% of companies with no negative impact (or having provided remedy) on energy and resource use	1.20
E9	% of companies that increased their investment in low-carbon technologies (renewables, carbon capture and storage)	1.20
SDG 7 - Affordable and Clean Energy	**Target 7.3 - Double the rate of energy efficiency improvement**	
E5	% of companies with validated targets on Scope 1 emissions	1.20
E5	% of companies with validated targets on Scope 2 emissions	1.20
E6	% of companies with validated targets on Scope 3 emissions	1.20
E8	% of companies taking action to reduce their fossil fuel consumption	1.20
E9	% of companies that increased their investment in low-carbon technologies (renewables, carbon capture and storage)	1.20

CoP code	Indicator	Weighting
SDG 8 - Decent Work and Economic Growth	**Target 8.5 - Full productive employment and decent work for all**	
HR/L2	% of companies with a formal commitment on wages	0.70
HR/L2	% of companies with a formal commitment on working time	0.70
HR/L2.1	% of companies whose commitment on wages is aligned with international standards	0.15
HR/L2.1	% of companies whose commitment on wages covers their operations and value chain	0.15
HR/L2.1	% of companies whose commitment on working time is aligned with international standards	0.15
HR/L2.1	% of companies whose commitment on working time covers their operations and value chain	0.15
HR/L4	% of companies taking action on wages	1.00
HR/L4	% of companies taking action on working time	1.00
HR/L4.1	% of companies tracking their progress on wages	1.10
HR/L4.1	% of companies tracking their progress on working time	1.10
HR/L5	% of companies with no negative impact (or having provided remedy) on wages	1.20
HR/L5	% of companies with no negative impact (or having provided remedy) on working time	1.20
HR/L2.3	% of companies offering conditions more favorable than legislation on wages	1.20
HR/L2.3	% of companies offering conditions more favorable than legislation on working time	1.20
SDG 8 - Decent Work and Economic Growth	**Target 8.7 - End forced labor, modern slavery and child labor**	
HR/L2	% of companies with a formal commitment on child labor	0.70
HR/L2	% of companies with a formal commitment on forced labor	0.70
HR/L2.1	% of companies whose commitment on child labor is aligned with international standards	0.15
HR/L2.1	% of companies whose commitment on child labor covers their operations and value chain	0.15
HR/L2.1	% of companies whose commitment on forced labor is aligned with international standards	0.15

CoP code	Indicator	Weighting
SDG 8 - Decent Work and Economic Growth **Target 8.7 - End forced labor, modern slavery and child labor (cont.)**		
HR/L2.1	% of companies whose commitment on forced labor covers their operations and value chain	0.15
HR/L4	% of companies taking action on child labor	1.00
HR/L4	% of companies taking action on forced labor	1.00
HR/L4.1	% of companies tracking their progress on child labor	1.10
HR/L4.1	% of companies tracking their progress on forced labor	1.10
HR/L5	% of companies with no negative impact (or having provided remedy) on child labor	1.20
HR/L5	% of companies with no negative impact (or having provided remedy) on forced labor	1.20
SDG 8 - Decent Work and Economic Growth **Target 8.8 - Protect labor rights and safe working environments**		
HR/L2	% of companies with a formal commitment on freedom of association and collective bargaining	0.70
HR/L2	% of companies with a formal commitment on non-discrimination in employment and occupation	0.70
HR/L2	% of companies with a formal commitment on occupational health and safety	0.70
HR/L2.1	% of companies whose commitment on freedom of association and collective bargaining is aligned with international standards	0.15
HR/L2.1	% of companies whose commitment on freedom of association and collective bargaining covers their operations and value chain	0.15
HR/L2.1	% of companies whose commitment on non-discrimination in employment and occupation is aligned with international standards	0.15
HR/L2.1	% of companies whose commitment on non-discrimination in employment and occupation covers their operations and value chain	0.15
HR/L2.1	% of companies whose commitment on occupational health and safety is aligned with international standards	0.15
HR/L2.1	% of companies whose commitment on occupational health and safety covers their operations and value chain	0.15

CoP code	Indicator	Weighting
SDG 8 - Decent Work and Economic Growth **Target 8.8 - Protect labor rights and safe working environments (cont.)**		
HR/L4	% of companies taking action on freedom of association and collective bargaining	1.00
HR/L4	% of companies taking action on non-discrimination in employment and occupation	1.00
HR/L4	% of companies taking action on occupational health and safety	1.00
HR/L4.1	% of companies tracking their progress on freedom of association and collective bargaining	1.10
HR/L4.1	% of companies tracking their progress on non-discrimination in employment and occupation	1.10
HR/L4.1	% of companies tracking their progress on occupational health and safety	1.10
HR/L5	% of companies offering conditions more favorable than legislation on freedom of association and collective bargaining	1.20
HR/L5	% of companies with no negative impact (or having provided remedy) on non-discrimination in employment and occupation	1.20
HR/L5	% of companies with no negative impact (or having provided remedy) on occupational health and safety	1.20
SDG 9 - Industry, Innovation and Infrastructure **Target 9.4 - Upgrade infrastructure and retrofit industries**		
E1	% of companies with a formal commitment on air pollution	0.70
E1.1	% of companies whose commitment on air pollution is aligned with international standards	0.15
E1.1	% of companies whose commitment on air pollution covers their operations and value chain	0.15
E3	% of companies taking action on air pollution	1.00
E3.1	% of companies tracking their progress on air pollution	1.10
E4	% of companies with no negative impact (or having provided remedy) on air pollution	1.20
E9	% of companies that increased their investment in low-carbon technologies (renewables, carbon capture and storage)	1.20

CoP code	Indicator	Weighting
SDG 10 - Reduced Inequalities	**Target 10.2 - Promote social, economic and political inclusion**	
HR/L2	% of companies with a formal commitment on non-discrimination in employment and occupation	0.70
HR/L2	% of companies with a formal commitment on gender equality and women's rights	0.70
HR/L2.1	% of companies whose commitment on non-discrimination in employment and occupation is aligned with international standards	0.15
HR/L2.1	% of companies whose commitment on non-discrimination in employment and occupation covers their operations and value chain	0.15
HR/L2.1	% of companies whose commitment on gender equality and women's rights is aligned with international standards	0.15
HR/L2.1	% of companies whose commitment on gender equality and women's rights covers their operations and value chain	0.15
HR/L4	% of companies taking action on non-discrimination in employment and occupation	1.00
HR/L4	% of companies taking action on gender equality and women's rights	1.00
HR/L4.1	% of companies tracking their progress on non-discrimination in employment and occupation	1.10
HR/L4.1	% of companies tracking their progress on gender equality and women's rights	1.10
HR/L5	% of companies with no negative impact (or having provided remedy) on non-discrimination in employment and occupation	1.20
HR/L5	% of companies with no negative impact (or having provided remedy) on gender equality and women's rights	1.20
SDG 12 - Responsible Consumption and Production	**Target 12.4 - Sound management of chemicals and wastes**	
E1	% of companies with a formal commitment on waste	0.70
E1.1	% of companies whose commitment on waste is aligned with international standards	0.15
E1.1	% of companies whose commitment on waste covers their operations and value chain	0.15

CoP code	Indicator	Weighting
SDG 12 - Responsible Consumption and Production	**Target 12.4 - Sound management of chemicals and wastes (cont.)**	
E3	% of companies taking action on waste	1.00
E3.1	% of companies tracking their progress on waste	1.10
E4	% of companies with no negative impact (or having provided remedy) on waste	1.20
E15	% of companies taking circularity action	1.20
E15	% of companies taking recycling action	1.20
SDG 13 - Climate Action	**Target 13.1 - Strengthen resilience to climate-related hazards**	
E3	% of companies taking action on climate change	1.00
E3.1	% of companies tracking their progress on climate change	1.10
E4	% of companies with no negative impact (or having provided remedy) on climate change	1.20
E7	% of companies with a climate change adaptation plan	1.20
E8	% of companies taking action to reduce their fossil fuel consumption	1.20
E9	% of companies that increased their investment in low-carbon technologies (renewables, carbon capture and storage)	1.20
SDG 13 - Climate Action	**Target 13.2 - Integrate climate measures into national policies**	
E1	% of companies with a formal commitment on climate change	0.70
E1.1	% of companies whose commitment on climate change is aligned with international standards	0.15
E1.1	% of companies whose commitment on climate change covers their operations and value chain	0.15
E3	% of companies taking action on climate change	1.00
E3.1	% of companies tracking their progress on climate change	1.10
Scope 1	% of companies with validated targets on Scope 1 emissions	1.20
Scope 2	% of companies with validated targets on Scope 2 emissions	1.20

CoP code	Indicator	Weighting
SDG 13 - Climate Action	**Target 13.2 - Integrate climate measures into national policies (cont.)**	
Scope 3	% of companies with validated targets on Scope 3 emissions	1.20
SDG 13 - Climate Action	**Target 13.3 - Climate change education and awareness**	
E3	% of companies training their employees on climate change	1.00
E3	% of companies building the capacity of their business partners on climate change	1.00
E3	% of companies collaborating with government or regulators on climate change	1.00
SDG 14 - Life Below Water	**Target 14.1 - Prevent and reduce marine pollution**	
E1	% of companies with a formal commitment on waste	0.70
E1.1	% of companies whose commitment on waste is aligned with international standards	0.15
E1.1	% of companies whose commitment on waste covers their operations and value chain	0.15
E3	% of companies taking action on waste	1.00
E3.1	% of companies tracking their progress on waste	1.10
E4	% of companies with no negative impact (or having provided remedy) on waste	1.20
E15	% of companies taking circularity action	1.20
E15	% of companies taking recycling action	1.20
SDG 14 - Life Below Water	**Target 14.2 - Manage and protect marine and coastal ecosystems**	
E1	% of companies with a formal commitment on oceans	0.70
E1.1	% of companies whose commitment on oceans is aligned with international standards	0.15
E1.1	% of companies whose commitment on oceans covers their operations and value chain	0.15
E3	% of companies taking action on oceans	1.00
E3.1	% of companies tracking their progress on oceans	1.10
E4	% of companies with no negative impact (or having provided remedy) on oceans	1.20

CoP code	Indicator	Weighting
SDG 15 - Life on Land	**Target 15.1 - Conserve and restore terrestrial and freshwater ecosystems**	
E1	% of companies with a formal commitment on nature and biodiversity	0.70
E1.1	% of companies whose commitment on nature and biodiversity is aligned with international standards	0.15
E1.1	% of companies whose commitment on nature and biodiversity covers their operations and value chain	0.15
E3	% of companies taking action on nature and biodiversity	1.00
E3.1	% of companies tracking their progress on nature and biodiversity	1.10
E4	% of companies with no negative impact (or having provided remedy) on nature and biodiversity	1.20
E13	% of companies measuring the area of sites adjacent to protected areas or key biodiversity areas	1.10
SDG 16 - Peace, Justice and Strong Institutions	**Target 16.5 - Substantially reduce corruption and bribery**	
AC1	% of companies with a compliance program	1.00
AC1.1	% of companies monitoring their compliance program	1.10
AC2	% of companies with anti-corruption policies and guidance	1.00
AC3	% of companies engaged in collective action against corruption	1.00
AC4	% of companies training their employees on anti-corruption and integrity	1.00
SDG 17 - Partnerships for the Goals	**Target 17.17 - Encourage public, public-private and civil society partnerships**	
HR/L4	% of companies that collaborated with government or engaged in collective action on at least one human rights / labor issue	1.00
E3	% of companies that collaborated with government or engaged in collective action on at least one environmental issue	1.00
AC3	% of companies engaged in collective action against corruption	1.00

Pacte Mondial
Réseau France

www.pactemondial.org